

## Details

Fund Manager	MDO Management Company S.A.
Investment Manager	Emirates NBD Asset Management Ltd regulated by the Dubai Financial Services Authority
Lead Manager	Marwan Haddad, CFA
Associate Manager	Richard Lee, CFA
Domicile	Luxembourg
Fund Launch Date	9 September 2014
Current Fund Size	USD 126.2 million
Dealing Frequency	Daily

## Rating\*



**Morningstar**  
Rating  
3 Year



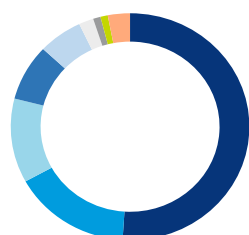
## Dividend History

	March	June	September	December
2019	1.0%	-	-	-
2018	-	2.0%	-	2.0%

## Top 5 Holdings\*

Al Rajhi Bank	8.8%
Egypt Kuwait Holding Company	5.9%
National Commercial Bank	5.1%
Samba Financial Group	4.7%
National Bank of Kuwait	4.4%
Total number of holdings	32

## Sector Weights\*



Financials	51%
Materials	16%
Consumer Discretionary	12%
Healthcare	8%
Industrials	6%
Communication Services	2%
Real Estate	1%
Utilities	1%
Cash	3%

\* Source: Emirates NBD Asset Management analysis as at 30<sup>th</sup> April 2019.

## Contact Details

Email: [assetmanagement@emiratesnbd.com](mailto:assetmanagement@emiratesnbd.com)  
Tel: +971 4 370 0022  
Website: [www.emiratesnbd.com/assetmanagement](http://www.emiratesnbd.com/assetmanagement)

## Investment Objective

The Emirates MENA Top Companies Fund is a feeder fund to the Emirates NBD SICAV – Emirates MENA Top Companies Fund, a sub-fund of the Luxembourg domiciled Emirates NBD SICAV. The investment objective of the underlying fund aims to achieve medium to long-term capital growth through investments in a portfolio of GCC and MENA equities offerings. The fund is actively managed and will take advantage of price distortions and specific opportunities that display potential for strong gains.

The fund follows a high conviction, adaptive and deep research investment approach, which is value oriented with a strong preference for companies that exhibit competitive, innovative and efficient traits. The portfolio is built on long-term commitments, with investments made after rigorous, qualitative and fundamental analysis.

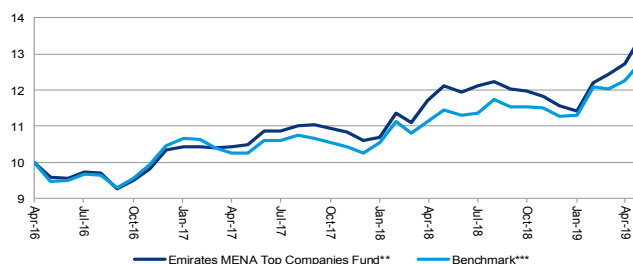
The fund will endeavour to invest predominantly in the UAE, Oman, Bahrain, Qatar, Saudi Arabia, Kuwait, Morocco, Tunisia, Egypt and Jordan, and may also invest in other jurisdictions if, and when, stock exchanges in such jurisdictions present investment opportunities that are attractive in the opinion of the Investment Manager.

## Team

With one of the longest track records in the MENA region, Emirates NBD Asset Management operates as an independent asset manager based in the DIFC and backed by Emirates NBD Bank PJSC, one of the largest financial service groups in the UAE.

The MENA Equities team consist of five members of which four are CFA Charter Holders and collectively have over 60 years' experience. The strategy is led by Marwan Haddad who is supported by the team's strong research capabilities as well as, an independent performance/risk analyst for overall portfolio monitoring purposes. The team boasts unrivalled experience in the regional markets and its sectoral and stock coverage sets it apart from its peers. The consistent outperformance of the team's equity funds over their respective benchmarks is testament to their strict investment philosophy.

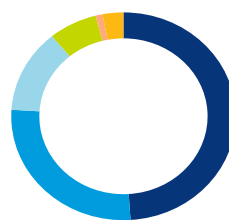
## Performance



	1 Month	3 Months	Year to Date	12 Months	3 Years	Since Inception	CAGR 3 Years
Fund**	5.92%	10.36%	17.89%	11.29%	34.84%	-4.86%	10.48%
Benchmark***	4.25%	5.84%	13.28%	11.70%	27.93%	-15.19%	8.56%

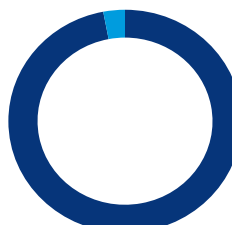
\*\* Emirates NBD Asset Management, P Share Class, bid to bid, USD terms with net income reinvested.  
\*\*\* 45% MSCI Saudi Arabia Domestic Index, 55% MSCI Arabian Markets Index ex Saudi Arabia.

## Country Weights\*



Saudi Arabia	49%
United Arab Emirates	27%
Egypt	13%
Kuwait	7%
Qatar	1%
Cash	3%

## Asset Allocation\*



Equity	97%
Cash	3%

# Emirates MENA Top Companies Fund

## Fact Sheet April 2019

### Monthly Performance Data

	January	February	March	April	May	June	July	August	September	October	November	December	Total
2014	-	-	-	-	-	-	-	-	-1.58%	-5.46%	-7.14%	-4.87%	-17.82%
2015	2.78%	0.47%	-5.38%	9.67%	-1.92%	-2.24%	0.13%	-11.41%	-1.08%	-2.34%	-3.41%	-1.96%	-16.62%
2016	-8.97%	3.43%	3.92%	5.24%	-4.08%	-0.22%	1.65%	-0.12%	-4.49%	2.30%	3.53%	5.25%	6.52%
2017	0.86%	-0.01%	-0.09%	0.20%	0.53%	3.55%	0.15%	1.15%	0.31%	-1.86%	-2.19%	0.91%	3.45%
2018	6.26%	-2.30%	5.49%	3.38%	-1.32%	1.31%	1.02%	-1.60%	-0.51%	-1.25%	-2.21%	-1.13%	6.88%
2019	6.82%	1.91%	2.24%	5.92%									17.89%

### Fund Codes and Fees

Share Class	NAV / Share (30.04.2019)**	Annual Management Fee	Entry Charge	ISIN	Bloomberg Code
A USD Acc <sup>†</sup>	10.4268	1.75%	Up to 5%	LU1060354153	EMTCAUA LX
A USD Inc <sup>†</sup>	-	1.75%	Up to 5%	LU1738496303	EMMTAUI LX
A GBP Acc <sup>†</sup>	-	1.75%	Up to 5%	LU1303289208	EMTCAGA LX
A GBP Inc <sup>†</sup>	-	1.75%	Up to 5%	LU1738496485	EMMTAGI LX
A EUR Acc <sup>†</sup>	-	1.75%	Up to 5%	LU1303289380	EMTCAEA LX
A EUR Inc <sup>†</sup>	-	1.75%	Up to 5%	LU1738496568	EMMTAEI LX
B USD Acc <sup>†</sup>	10.2007	1.75%	-	LU1060354310	EMTCBUA LX
B USD Inc <sup>†</sup>	-	1.75%	-	LU1738496642	EMMTBUI LX
B GBP Acc <sup>†</sup>	8.8600	1.75%	-	LU1060354237	EMTCBGA LX
B GBP Incc <sup>†</sup>	-	1.75%	-	LU1738496725	EMMTBGI LX
B EUR Acc <sup>†</sup>	-	1.75%	-	LU1317407275	EMMTBEA LX
B EUR Inc <sup>†</sup>	-	1.75%	-	LU1738496998	EMMTBEI LX
C USD Acc <sup>†</sup>	9.0313	1.75%	-	LU1060354583	EMTCCUA LX
C USD Inc <sup>†</sup>	-	1.75%	-	LU1738497020	EMMTGUI LX
C GBP Acc <sup>†</sup>	7.9710	1.75%	-	LU1060354401	EMTCCGA LX
C GBP Inc <sup>†</sup>	-	1.75%	-	LU1738497293	EMMTCGI LX
C EUR Acc <sup>†</sup>	-	1.75%	-	LU1317407432	EMMTCEA LX
C EUR Inc <sup>†</sup>	-	1.75%	-	LU1738497376	EMMTCEI LX
E AED Acc <sup>†</sup>	-	2.00%	Up to 5%	LU1060354666	EMTCEAA LX
E AED Inc <sup>†</sup>	-	2.00%	Up to 5%	LU1654396941	EMMTEAI LX
G USD Acc <sup>†</sup>	12.0493	1.75%	Up to 5%	LU1060354740	EMTCGUA LX
G USD Inc <sup>†</sup>	-	1.75%	Up to 5%	LU1738497459	EMMTGUI LX
G GBP Acc <sup>†</sup>	11.0251	1.75%	Up to 5%	LU1317407606	EMMTGEA LX
G GBP Inc <sup>†</sup>	-	1.75%	Up to 5%	LU1738497533	EMMTGGI LX
R USD Acc <sup>†</sup>	-	1.50%	Up to 5%	LU1303289463	EMTCRUA LX
R USD Inc <sup>†</sup>	-	1.50%	Up to 5%	LU1738497962	EMMTRUI LX
R GBP Acc <sup>†</sup>	-	1.50%	Up to 5%	LU1303289547	EMTCRGA LX
R GBP Inc <sup>†</sup>	-	1.50%	Up to 5%	LU1738498002	EMMTRGI LX
R EUR Acc <sup>†</sup>	-	1.50%	Up to 5%	LU1303289620	EMTCREA LX
R EUR Inc <sup>†</sup>	-	1.50%	Up to 5%	LU1738498184	EMMTREI LX
I USD Acc <sup>†</sup>	11.1377	1.50%	Up to 5%	LU1060354823	EMTCIUA LX
I USD Inc <sup>†</sup>	10.4178	1.50%	Up to 5%	LU1738497616	EMMTIUI LX
P USD Acc	9.5144	1.50%	Up to 5%	LU1060355127	EMTCPUA LX
P USD Inc	-	1.50%	Up to 5%	LU1738497707	EMMTPUI LX
P EUR Acc	-	1.50%	Up to 5%	LU1060355044	EMTCPEA LX
P EUR Inc	-	1.50%	Up to 5%	LU1738497889	EMMTPEI LX

<sup>†</sup> An additional distribution fee of 0.50% applies

<sup>\*\*</sup> Pricing date as at 29.04.2019

<sup>†</sup> Performance fee is 10% of the increase of the NAV of the share class over a 10% hurdle rate payable quarterly

Emirates NBD SICAV is domiciled in Luxembourg and regulated by the Luxembourg Commission de Surveillance du Secteur Financier.

The information and opinions expressed herein are made in good faith and are based on sources believed to be reliable but no representation or warranty, express or implied, is made as to their accuracy, completeness or correctness. These opinions are not intended to serve as authoritative investment advice and should not be used in substitution for the exercise of own judgment. This information, including any expression of opinion, has been obtained from or is based on sources believed to be reliable, and is believed to be fair and not misleading. Any opinion or estimate contained in this material is subject to change without notice. Neither Emirates Islamic PJSC, Emirates NBD Bank PJSC ("Emirates NBD") and Emirates NBD Asset Management Limited ("Emirates NBD AM") together "Emirates NBD Group" nor any of its directors or employees give any representation or warranty as to the reliability, accuracy or completeness of the information, nor do they accept any responsibility arising in any way (including by negligence) for errors in, or omissions from the information. Emirates NBD AM is regulated by the Dubai Financial Services Authority ("DFSA") and can directly engage with Professional Clients only, as defined by the DFSA. For further details of the investment products available from the Emirates NBD Group please contact your local Emirates NBD Bank PJSC/Emirates Islamic PJSC branch. This document is provided for information and illustration purposes only. It does not constitute a solicitation, recommendation or offer to buy or sell any specific investment product or subscribe to any specific investment management or advisory service. Prospective investors in the Fund must obtain and carefully read the Fund's most recent Term Sheet and Prospectus as well as seek separate independent financial advice if required prior to making an investment in the Fund to assess the suitability, lawfulness and risks involved. Emirates NBD Group will not be held liable for actions taken, or not taken, as a result of the publication of this document.

This information is not for distribution to the general public but for intended recipients only and may not be published, circulated, reproduced or distributed in whole or part to any other person without the written consent of Emirates NBD Group. Where this information relates to the Fund or an investment product licensed to be marketed, it is directed to persons authorised to invest in the Fund / investment product as applicable, and residing in jurisdictions where the Fund / investment product is authorised for distribution or where no such authorisation is required. Prospective investors should be aware that investment in the Fund carries a significant degree of risk. The Fund / investment product is intended for investors who understand the risks involved in investing in the Fund / investment product and can withstand any potential loss there from. The Fund / investment product may not be guaranteed and historical performances are not indicative of the future or likely performance and should not be construed as being indicative of or otherwise used as a proxy for the future or likely performance of the Fund / investment products. The value of the investment and the income from it can fall as well as rise as the Fund / investment products are subject to investment risks, including the possible loss of the principal amount invested. The information contained herein does not have any regard to the specific investment objectives, financial situation or the particular needs of any person. Furthermore, the Fund contains specific geographical and asset class risks, whereby it might be difficult for an investor to realise an investment in the Fund, or to obtain information about performance. All data contained above is source: Emirates NBD AM, bid to bid with net income reinvested in US Dollar terms. All Sharia compliant products and services are approved by the Shari'a Supervisory Board of Emirates NBD Asset Management Limited.

Past performance is not indicative of future performance. The value of investments and the income derived from them may go down as well as up and you may not receive back all the money which you invest. For a full outline on applicable fees, please refer to the prospectus or term sheet.

© 2014 Morningstar. All Rights Reserved. The information, data, analyses and opinions ("Information") contained herein: (1) include the proprietary information of Morningstar and its content providers; (2) may not be copied or redistributed except as specifically authorised; (3) do not constitute investment advice; (4) are provided solely for informational purposes; (5) are not warranted to be complete, accurate or timely; and (6) may be drawn from fund data published on various dates. Morningstar is not responsible for any trading decisions, damages or other losses related to the Information or its use. Please verify all of the Information before using it and don't make any investment decisions except upon the advice of a professional financial advisor. Past performance is no guarantee of future results. The value and income derived from investments may go down as well as up.