


The sunny side of volatility

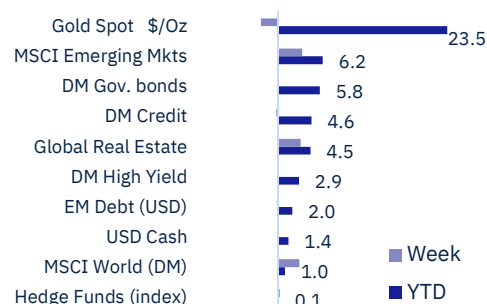
- Global markets had a “risk-on” week with improvements on trade negotiations and overall benign data
- Cyclical assets got a boost from marginally better news meeting defensive positioning from investors
- Volatility is here to stay. Watch PMI Services and central banks’ meetings in the week ahead.



Last week was very positive for cyclical assets, in a “risk-on” mode that took many pessimists by surprise. It didn’t take much. On the trade front, the US administration announced that several major trade deals were about to be signed, and China is now officially open to consider bilateral talks with the US. With regards to macro data, US GDP contracted in Q1, but this was accounted for by companies frontloading their imports before tariffs hit, while inflation remained under control. Most importantly, the April monthly jobs report released on Friday highlighted a still very solid US labour market. Finally, the Q1 earnings season continued to be robust, with very strong numbers from Microsoft and Meta in particular. Everything wasn’t positive, as manufacturing PMIs were overall not bright and as US consumer confidence continued to fall. In all fairness, the good news were not even total surprises. Still, as a large number of market participants was positioned very defensively, leaning towards a “worst-case” scenario, cyclical assets got a massive boost. Stocks from both emerging and developed markets, as well as listed real estate, gained 3% last week while gold gave back a bit of its spectacular gains and US treasury yields rose.

In all fairness, our own positioning is also defensive, although with measure and selectivity. Volatility works on both sides. We still overweight cash, gold and bonds, but also high yield. We underweight hedge funds and DM stocks but have a full allocation to the emerging regions. This explains why our three tactical asset allocation profiles are all up between +3% and +4% in US\$ so far in 2025. Interestingly, this is a bit faster and better than our initial expectation, before seeing the shocking details of “Liberation Day”. The reason is a wide diversification across asset classes and geographies. This is paramount as we strongly believe that volatility is here to stay, with the spectacular month of April being probably just the beginning. Have a great week.

Asset Classes USD % TOT. Return, Last Week and YTD 2025



MAURICE GRAVIER
Chief Investment Officer
MauriceG@EmiratesNBD.com

GIORGIO BORELLI
Head of Asset Allocation
GiorgioB@EmiratesNBD.com

SATYAJIT SINGH, CFA
Head of Fixed Income Strategy
SatyajitSI@EmiratesNBD.com

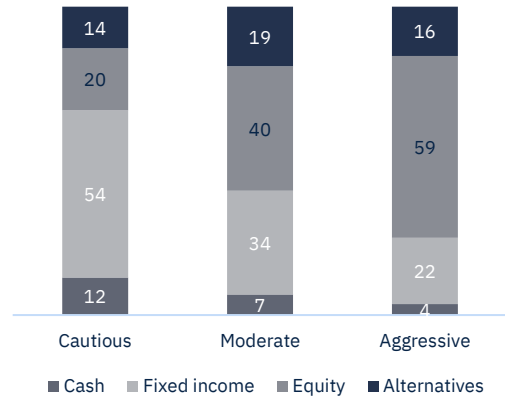
NAWAF ALNAQBI
Head of Equity Strategy
NawafALNA@EmiratesNBD.com

Cross-asset Update

Investor sentiment is currently very depressed on US equities judging from the major surveys. The high volume of puts versus calls, as well as the depressed percentage of bulls versus bears suggest market participants were spooked by recent developments. Intuitively it makes perfect sense, as very high tariff rates at some point will be depressing the US economy, even under the best possible scenario that the reciprocal tariffs are fully rolled back for all countries, with the exception of China that is likely to negotiate indeed for long with the United States. Yet, US economic surprises are bottoming, while the disinflation process remains on track for now. A weakening dollar and the bull-steepening of the Treasury yield curve suggest further positive economic surprises ahead, at least in the very short term. And the ratio of crude oil to gold, one of the best real-time proxies for the US CPI, has been making new lows for the year, boding well for the next few inflation readings. A resilient economy against a non-inflationary backdrop is positive for risk assets at the shorter time horizons, while trade uncertainty has peaked for now. US equities are likely to remain range bound, while overseas markets should maintain their margin of outperformance. We need to see more exuberance for a top to be in place and volatility to spill over across markets. Meanwhile, investors should take the opportunity of diversifying away from dollar-centric assets. The stimulus impulse in relative terms will be stronger in Europe and in China than in the United States. The US government aims to slash expenditure, while the Fed is currently less dovish than other central banks on the stagflationary outlook driven by the trade war. Also, the IT theme that was benefitting from once unchallenged US dominance and ongoing stimulus seems now to be mostly exhausted. And the US dollar, very expensive in real trade-weighted terms, will be weakened by the US administration in the attempt to boost domestic growth, ceasing to be a source of returns for foreign investors. Overall, drivers for US equity outperformance are fading one after the other.

Investors spooked by the recent turmoil must have piled on gold. While we remain structurally positive on the yellow metal, we think it is running short of catalysts in the shorter term. Trade uncertainty has peaked, and inflation expectations embedded in the consumer and Fed surveys have been fully discounted. We would be expecting some weakness with a range-trading pattern before new all-time highs are recorded.

Tactical Asset Allocation: Simplified Positioning

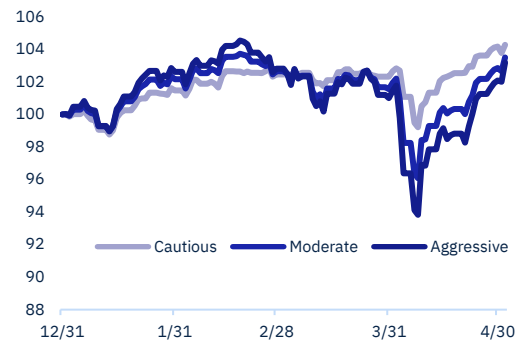


TAA – Relative Positioning – Moderate Profile

UW/N/OW: Underweight/Neutral/Overweight

| | UW | N | OW |
|-------------|----|---|----|
| Cash | | | >> |
| DM Gov. | | | >> |
| DM Credit | < | | |
| DM H. Yield | | | > |
| EM Debt | | = | |
| DM Equity | << | | |
| EM Equity | | = | |
| Gold | | | > |
| Hedge Funds | << | | |
| Real Estate | | = | |

TAA – 2025 Indicative Performance



Source: Bloomberg. CIO Office calculation based on TAA applied to market indices, net total return in USD.

Fixed Income Update

US Treasury yields were volatile last week due to mixed economic data and changing views on interest rates. The week started with a drop in yields after weaker US GDP figures and low consumer confidence, with the 10-year falling by 1 bp and the 2-year by 5bps only as the term premium is structurally higher. Later in the week, stronger ISM manufacturing numbers and renewed geopolitical tensions, especially around Iran, pushed yields higher, leading to a bear-flattening of the curve. On Friday, yields briefly moved lower after the April nonfarm payrolls showed moderate job growth and slower wage increases, but the reaction didn't last. By the end of the day, the 2-year was up 10bps and the 10-year up 6bps. Overall, markets are still expecting around three Fed cuts this year but remain very sensitive to economic updates and global developments.

Credit markets were mostly steady last week. Investment-grade spreads narrowed slightly, while high-yield spreads saw little change. At the start of the week, weaker US GDP and low consumer confidence supported hopes for interest rate cuts, helping spreads tighten. Later in the week, stronger manufacturing data and rising tensions in the Middle East made investors more cautious. On Friday, the US jobs report made markets feel more confident that inflation is under control. This supported investment-grade bonds, while high-yield stayed stable. Emerging market spreads also held steady, helped by lower US rate expectations. Overall, credit markets stayed calm but reacted to economic news and rate outlooks.

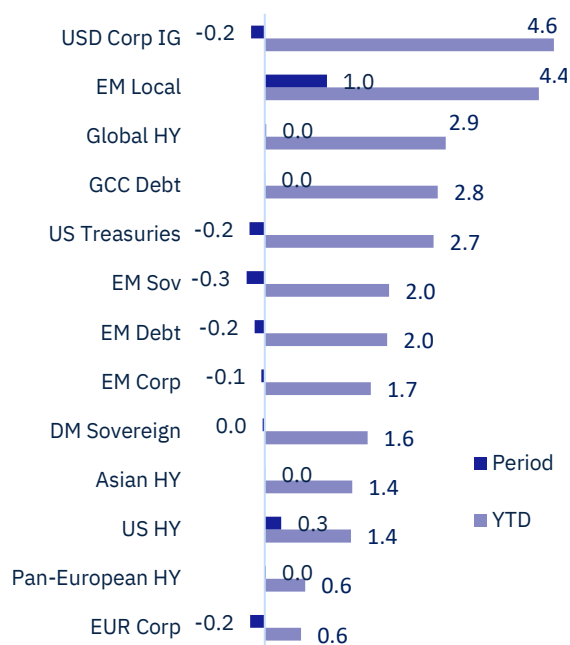
Emerging markets had a mixed week. Bond performance was supported by falling US Treasury yields and a weaker US dollar, which helped investor appetite for emerging market debt. Investment-grade bonds in the region performed well, while high-yield bonds were mostly flat. However, signs of economic slowdown are becoming clearer. Growth in key economies like China and Mexico slowed, and lower commodity prices are putting pressure on government revenues. As a result, fiscal deficits in emerging markets are expected to widen, and the outlook for credit rating upgrades has weakened. While emerging markets are still expected to grow faster than developed markets this year, rising risks may weigh on investor confidence going forward.

The GCC primary market was active last week, with the UAE leading the region and accounting for 55% of total issuance. In April, total GCC bond supply reached \$10.9 billion, of which \$9.8 billion was issued in the final week alone. UAE issuance totaled \$6.4 billion during the month, primarily driven by investment-grade names. Last week also saw notable perpetual issuance from BFS, priced at 6.375%, and Omniyat Holding—a high-yield issuer—priced at 8.375%, both offering attractive yields. Additionally, DP World issued senior unsecured sukuk, which increases the likelihood of it calling its outstanding perpetual sukuk in October this year.

Fixed Income Key Convictions (2025)

| DEVELOPED MARKETS |
|-------------------------------|
| Overall overweight DM FI |
| OW Government Bonds |
| Neutral corporate (IG & HY) |
| EMERGING MARKETS |
| Neutral EM Debt |
| Favor quality and selectivity |
| Including in GCC |

Fixed Income Sub Asset Class Returns (YTD, Last Week)



Source: Bloomberg

Equity Update

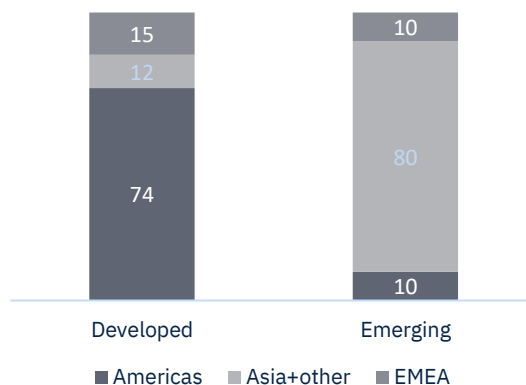
Global equities rallied sharply last week, retracing losses tied to April's tariff escalation and renewed trade tensions. The MSCI ACWI advanced 3.0%, with strength across both developed and emerging markets. The S&P 500 climbed 2.9%, marking its longest winning streak since 2004 and recovering from the drawdown sparked by escalating U.S.-China trade frictions. Momentum was supported by robust earnings from U.S. tech majors, a softer labor report that eased rate concerns, and signals from Beijing suggesting a willingness to reengage in dialogue with Washington. Markets refocused on earnings and positioning, with risk appetite strengthening across equity benchmarks. In the U.S., first-quarter earnings continued to exceed expectations. Microsoft and Meta delivered strong results, driven by cloud infrastructure and digital ad momentum. Alphabet posted a constructive quarter. Apple declined on weaker service revenue and falling sales in China, coupled with guidance that tariffs would increase costs by \$900 million this quarter. Amazon highlighted growing macro pressure, guiding toward softer profitability as tariffs weigh on third-party commerce and advertising. With 72% of S&P 500 companies reporting so far, 76% have beaten earnings estimates. This figure is modestly below the 5-year average, but above the 10-year trend. Looking ahead, 92 companies in the index are scheduled to report this week, which will be critical for confirming breadth and earnings durability beyond mega-cap growth.

Within Europe, the MSCI Europe Index rose 3.2%, led by strong gains in France and Germany. The FTSE 100 notched its fifteenth consecutive gain, the longest streak on record. Markets responded to improving macro signals as eurozone inflation held steady and PMIs edged higher. Corporate earnings contributed as SAP and Siemens Energy rose on solid execution, and Shell gained following commentary favoring continued buybacks. In Japan, the TOPIX added 2.3% as trade optimism, a weaker yen, and dovish signals from the Bank of Japan supported exporters and rate-sensitive sectors.

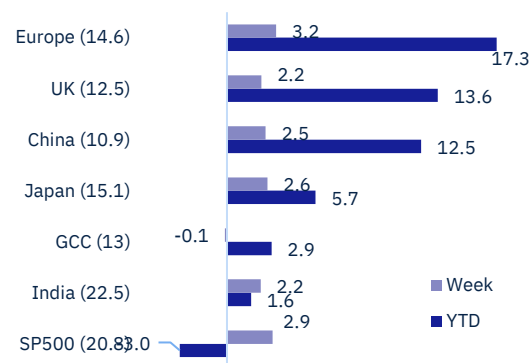
Emerging markets also outperformed. The MSCI EM Index rose 3.4%, driven by a rebound in Chinese and broader Asian equities. The MSCI China Index advanced 2.4% after Beijing indicated it is evaluating renewed trade engagement with the U.S., helping stabilize sentiment following weeks of elevated policy risk. Chinese EV makers gained on strong April deliveries. U.S.-listed Chinese tech shares also recovered, supported by short covering and improved volume.

With dialogue beginning to shift from confrontation to engagement, markets will be monitoring developments closely. The coming week brings another critical stretch for earnings, with 92 S&P 500 companies reporting. Attention will also turn to progress on trade negotiations and the tone of the upcoming Federal Reserve meeting. As policy clarity and corporate results continue to evolve, direction will depend on whether early signals of stability translate into sustained momentum.

Equity Recommended Regional Positioning

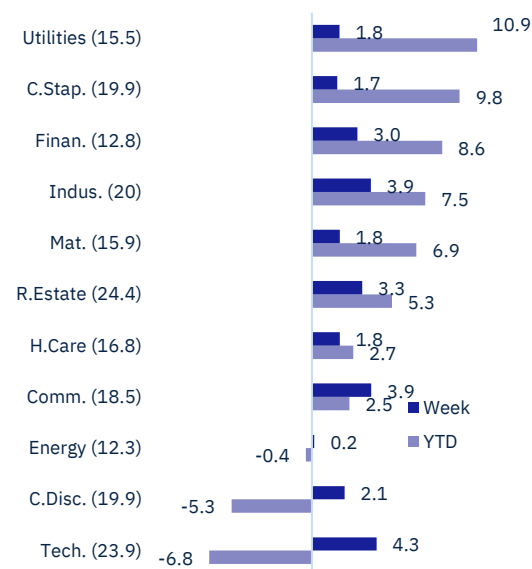


Major Indices Performance (TR, US\$), P/E in brackets



Source: Bloomberg consensus. MSCI Indices unless specified.

Global Sector Performance (TR, US\$), P/E in brackets



Source: Bloomberg consensus. MSCI All Country World sectors US\$.

Important Information

This document is prepared by Emirates NBD Bank (P.J.S.C) ("the Bank" or "Emirates NBD"), a public joint stock company incorporated in Dubai, UAE and licensed, regulated supervised and controlled by the Central Bank of the UAE ("Central Bank") and the Securities and Commodities Authority of the UAE ("SCA"), having its head office at Baniyas Road, Deira, PO Box 777, Dubai, United Arab Emirates. This document may be distributed and/or made available by the Bank and its affiliates and subsidiaries, including Emirates NBD Capital KSA CJSC ("ENBD Capital") (through its website, its branches or through any other modes, whether electronically or otherwise).

Emirates NBD and its affiliates, subsidiaries and group entities, including its shareholders, directors, officers, employees and agents are collectively referred to Emirates NBD Group. This publication is prepared without regard to the individual financial circumstances and objectives of persons who receive it. Data/information provided in this publication are intended solely for illustrative purposes for the general information or its recipients, irrespective of their customer classification as an Ordinary Investor or Professional Investor under the SCA Regulations. Any person (hereinafter referred to as "you", "your") who has received this document or have access to this document shall acknowledge and agree to the following terms.

Reliance

This publication may include data/information taken from stock exchanges or other third-party sources from around the world, which Emirates NBD reasonably believes to be reliable, fair and not misleading, but which have not been independently verified. The provision of certain data/information in this publication may be subject to the terms and conditions of other agreements to which Emirates NBD is a party. Opinions, estimates and expressions of judgment are those of the writer and are subject to change without notice. Emirates NBD or any member of Emirates NBD Group makes no representation or warranty and accepts no responsibility or liability for the sequence, accuracy, completeness or timeliness of the information or opinions contained in this publication. Nothing contained in this publication shall be construed as an assurance by Emirates NBD that you may rely upon or act on any information or data provided herein, without further independent verification of the same by you.

The contents of this document are prepared as of a particular date and time and will not reflect subsequent changes in the market or changes in any other factors, including those relevant to the determination of whether a particular investment activity is advisable. Emirates NBD does not undertake any obligation to issue any further publications or update the contents of this document. Emirates NBD may also, at its sole discretion, update or change the contents herein without notice. Emirates NBD or any member of Emirates NBD Group does not accept responsibility whatsoever for any loss or damage caused by any act or omission by you as a result of the information contained in this publication (including by negligence).

References to any financial instrument or investment product in this document are not intended to imply that an actual trading market exists for such instrument or product. Certain investment products mentioned in this document may not be eligible for sale in some jurisdictions, and they may not be suitable for all types of investors. The information and opinions contained in this publication is provided for informational purposes only and have not been prepared with any regard to the objectives, financial situation and particular needs of any specific person, wherever situated. If you wish to rely on or use the information contained in this publication, you should carefully consider whether any investment views and investment products mentioned herein are appropriate in view of your investment experience, objectives, financial resources and relevant circumstances. You should also independently verify and check the accuracy, completeness, reliability and suitability of the information and should obtain independent and specific advice from appropriate professional advisers or experts.

Confidentiality

This publication may be provided to you upon request (and not for distribution to the general public), on a confidential basis for informational purposes only, and is not intended for trading purposes or to be passed on or disclosed to any other person and/or to any jurisdiction that would render the distribution illegal.

Solicitation

None of the content in this publication constitutes a solicitation, offer, recommendation or opinion by Emirates NBD to buy, sell or trade in any security or to avail of any service in any jurisdiction. This document is not intended to serve as authoritative legal, tax, accounting, or investment advice regarding any security or investment, including the profitability or suitability thereof and further does not provide any fiduciary or financial advice. This document should also not be used in substitution for the exercise of the prospective investor's judgment.

Third Party

This publication is not intended for use by, or distribution to, any person or entity in any jurisdiction or country where such use or distribution would be contrary to law or regulation. It is the responsibility of any person in possession of this publication to investigate and observe all applicable laws and regulations of the relevant jurisdiction. This publication may not be conveyed to or used by a third party without the express consent of Emirates NBD or its affiliates, subsidiaries or group entities distributing this document. You should not use the data in this publication in any way to improve the quality of any data sold or contributed by you to any third party.

Liability

Notwithstanding anything to the contrary set forth herein, Emirates NBD, its suppliers, agents, directors, officers, employees, representatives, successors, assigns, affiliates or subsidiaries shall not, directly or indirectly, be liable, in any way, to you or any other person for any: (a) inaccuracies or errors in or omissions from this publication including, but not limited to, quotes and financial data; or (b) loss or damage arising from the use of this publication, including, but not limited to any investment decision occasioned thereby. Under no circumstances, including but not limited to negligence, shall Emirates NBD, its suppliers, agents, directors, officers, employees, representatives, successors, assigns, affiliates or subsidiaries be liable to you for direct, indirect, incidental, consequential, special, punitive, or exemplary damages even if Emirates NBD has been advised specifically of the possibility of such damages, arising from the use of this publication, including but not limited to, loss of revenue, opportunity, or anticipated profits or lost business.

This publication does not provide individually tailored investment advice and is prepared without regard to the individual financial circumstances and objectives of person who receive it. The appropriateness of an investment activity or strategy will depend on the person's individual circumstances and objectives and these activities may not be suitable for all persons. In addition, before entering into any transaction, prospective investors should: (i) ensure that they fully understand the potential risks and rewards of that transaction; (ii) determine independently whether that transaction is appropriate given an investor's investment objectives, experience, financial and operational resources, and other relevant circumstances; (iii) understand that any rates of tax and zakat or any relief in relation thereto, as may be referred to in this publication may be subject to change over time; (iv) consult their advisers on the legal, regulatory, tax, business, investment, financial and accounting implications of the investment; (v) understand the nature of the investment and the related contract (and contractual relationship) including, without limitation, the nature and extent of their exposure to risk; and (vi) understand any regulatory requirements and restrictions applicable to the prospective investor. Where this publication provides any information about Shariah compliant products, the Bank will not have engaged a Shariah board (or similar body) to determine independently whether or not such products are compliant with Shariah principles. The Bank accepts no liability with respect to the fairness, correctness, accuracy, reasonableness or completeness of any such determination or guidance by any Shariah board that has certified or otherwise approved such products as Shariah compliant. Nothing contained in this publication shall be construed as a recommendation by the Bank to invest in such product. In deciding whether to invest in Shariah compliant products, you should satisfy yourself that investing in such products will not contravene Shariah principles. You should consult your own Shariah advisors as to whether investing in such products is compliant or not with Shariah principles.

Disclaimer

Looking

Past performance is not necessarily a guide to future performance and should not be seen as an indication of future performance of any investment activity. The information contained in this publication does not purport to contain all matters relevant to any particular investment or financial instrument and all statements as to future matters are not guaranteed to be accurate. Certain matters in this publication about the future performance of Emirates NBD or members of its group (the Group), including without limitation, future revenues, earnings, strategies, prospects and all other statements that are not purely historical, constitute "forward-looking statements". Such forward-looking statements are based on current expectations or beliefs, as well as assumptions about future events, made from information currently available. Forward-looking statements often use words such as "anticipate", "target", "expect", "estimate", "intend", "plan", "goal", "seek", "believe", "will", "may", "should", "would", "could" or other words of similar meaning. Reliance should not be placed on any such statements in making an investment decision, as forward-looking statements, by their nature, are subject to known and unknown risks and uncertainties that could cause actual results, as well as the Group's plans and objectives, to differ materially from those expressed or implied in the forward-looking statements. Estimates of future performance are based on assumptions that may not be realized.

Risk

Data included in this publication may rely on models that do not reflect or take into account all potentially significant factors such as market risk, liquidity risk, and credit risk. Emirates NBD may use different models, make valuation adjustments, or use different methodologies when determining prices at which Emirates NBD is willing to trade financial instruments and/or when valuing its own inventory positions for its books and records. The use of this publication is at the sole risk of the investor and this publication, and anything contained herein, is provided "as is" and "as available." Emirates NBD makes no warranty of any kind, express or implied, as to this publication, including, but not limited to, merchantability, non-infringement, title, or fitness for a particular purpose or use. Investment in financial instruments involves risks and returns may vary. The value of investment products mentioned in this document may neither be capital protected nor guaranteed and the value of the investment product and the income derived therefrom can fall as well as rise and an investor may lose the principal amount invested. Investment products are subject to several risks factors, including without limitation, market risk, high volatility, credit and default risk, illiquidity, currency risk and interest rate risk. It should be noted that the value, price or income of securities denominated in a foreign currency may be adversely affected by changes in the currency rates. It may be difficult for the investor to sell or realise the security and to obtain reliable information about its value or the extent of the risks to which it is exposed. Furthermore, the investor will not have the right to cancel a subscription for securities once such subscription has been made. Prospective investors are hereby informed that the applicable regulations in certain jurisdictions may place certain restrictions on secondary market activities with respect to securities.

Before making an investment, investors should consult their advisers on the legal, regulatory, tax, business, investment, financial and accounting implications of the investment. In receiving this publication, the investor acknowledges it is fully aware that there are risks associated with investment activities. Moreover, the responsibility to obtain and carefully read and understand the content of documents relating to any investment activity described in this publication and to seek separate, independent financial advice if required to assess whether a particular investment activity described herein is suitable, lies exclusively with the investor.

Intellectual property

This publication has been developed, compiled, prepared, revised, selected, and arranged by Emirates NBD and others (including certain other information sources) through the application of methods and standards of judgment developed and applied through the expenditure of substantial time, effort, and money and constitutes valuable intellectual property of Emirates NBD and such others. All present and future rights in and to trade secrets, patents, copyrights, trademarks, service marks, know-how, and other proprietary rights of any type under the laws of any governmental authority, domestic or foreign, shall, as between the investor and Emirates NBD, at all times be and remain the sole and exclusive property of Emirates NBD and/or other lawful parties.

Except as specifically permitted in writing, you should not copy or make any use of the content of this publication or any portion thereof or publish, circulate, reproduce, distribute or offer this publication for sale in whole or in part to any other person over any medium including but not limited to over-the-air television or radio broadcast, a computer network or hyperlink framing on the internet or construct a database of any kind. Except as specifically permitted in writing, you shall not use the intellectual property rights connected with this publication, or the names of any individual participant in, or contributor to, the content of this publication, or any variations or derivatives thereof, for any purpose. This publication is intended solely for non-commercial use and benefit, and not for resale or other transfer or disposition to, or use by or for the benefit of, any other person or entity. By accepting this publication, you agree not to use, transfer, distribute, copy, reproduce, publish, display, modify, create, or dispose of any information contained in this publication in any manner that could compete with the business interests of Emirates NBD. Furthermore, you should not use any of the trademarks, trade names, service marks, copyrights, or logos of Emirates NBD or its subsidiaries in any manner which creates the impression that such items belong to or are associated with you, except as otherwise provided with Emirates NBD's prior written consent. You shall have no ownership rights in and to any of such items.

Disclaimer

Important information about United Kingdom

This publication was prepared by Emirates NBD Bank (P.J.S.C) in the United Arab Emirates. It has been issued and approved for distribution to clients by the London branch of Emirates NBD Bank (P.J.S.C) which is authorised by the Prudential Regulation Authority and regulated by the Financial Conduct Authority (FCA) and the Prudential Regulation Authority in the UK. Some investments and services are not available to clients of the London Branch. Any services provided by Emirates NBD Bank (P.J.S.C) outside the UK will not be regulated by the FCA and you will not receive all the protections afforded to retail customers under the FCA regime, such as the Financial Ombudsman Service and the Financial Services Compensation Scheme. Changes in foreign exchange rates may affect any of the returns or income set out within this publication.

Important information about Singapore

This publication was prepared by Emirates NBD Bank (P.J.S.C) in the United Arab Emirates. It has been issued and approved for distribution to clients by the Singapore branch of Emirates NBD Bank (P.J.S.C) which is licensed by the Monetary Authority of Singapore (MAS) and subject to applicable laws (including the Financial Advisers Act (FAA) and the Securities and Futures Act (SFA). Any services provided by Emirates NBD Bank (P.J.S.C) outside Singapore will not be regulated by the MAS or subject to the provisions of the FAA and/or SFA, and you will not receive all the protections afforded to retail customers under the FAA and/or SFA. Changes in foreign exchange rates may affect any of the returns or income set out within this publication. Please contact your Relationship Manager for further details or for clarification of the contents, where appropriate. For contact information, please visit www.emiratesnbd.com.

Important information about Emirates NBD Capital KSA CJSC

Emirates NBD Capital KSA CJSC ("ENBD Capital"), whose registered office is at P.O. Box 341777, Riyadh 11333, Kingdom of Saudi Arabia, is a Saudi closed joint stock company licensed by the Saudi Arabian Capital Market Authority ("CMA") under License number 37-07086 dated 29/08/2007G (corresponding to 16/08/1428H) to deliver a full range of quality investment products and related support services to individuals and institutions in the Kingdom of Saudi Arabia. ENBD Capital is subject to Capital Market Law, and Implementing Regulations in the Kingdom of Saudi Arabia. ENBD Capital's contact details are T +966 (11) 299 3900 and F +966 (11) 299 3955.

This document may not be distributed in the Kingdom of Saudi Arabia except to such persons as are permitted under the Investment Funds Regulations issued by the Capital Market Authority.

The Capital Market Authority does not make any representation as to the accuracy or completeness of this document, and expressly disclaims any liability whatsoever for any loss arising from, or incurred in reliance upon, any part of this document. Prospective subscribers of the securities offered hereby should conduct their own due diligence on the accuracy of the information relating to the securities offered. If you do not understand the contents of this document, you should consult an authorised financial adviser.