



2024 Special: The Year of Answers

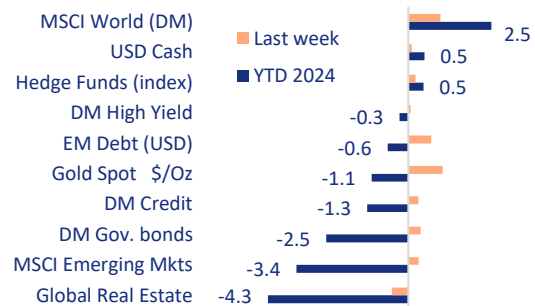
- Our 2024 Global Investment Outlook is out today, titled “The Year of Answers”
- We expect modest returns, with high volatility triggered by data as well as political and geopolitical events
- Last week was volatile but ended well, amidst the Fed, earnings, and a strong US job report

Our 2023 Global Investment Outlook, titled on Unpredictability, was about big questions to which 2024 will bring answers. Our 2024 annual publication is out today for all details on our views and convictions, but here is a summary.

Our central scenario is constructive: we expect global growth to slow enough to keep inflation in check, even as recession is avoided. This sounds like good news, but the issue is that this scenario is extremely consensual, and as a result already priced-in by several asset classes. We thus see a relatively limited upside potential, with, probably, more focus on fundamentals than on just central banks, as their margin for action has arguably narrowed. A strong consensus can only be questioned, by macro data as well as by uncertain developments in elections and geopolitical issues. Modest returns, high volatility: long-term investors should remain diversified and be highly selective, as fundamentals will prevail, while portfolios with a short-term horizon should definitely focus on the safest segments, which, good news, provide comfortable yields for some time.

Last week illustrated this constructive yet volatile configuration. Risk aversion spiked on Wednesday, with troubles in a US regional bank, mixed tech results and the Fed pushing back against anticipations for early rate cuts. But the week ended well for stocks, helped by spectacular results in other big tech names, while markets decided that Friday’s very strong US job report should be taken positively for growth rather than negatively for inflation risk. We start the year with a slightly defensive positioning, with an overweight in higher-quality assets, but close to neutral on stocks. You will find all details in our annual publication on our website, and we hope to see you at our client events this week.

ASSET CLASSES USD % TOT.RETURN, 2024 & LAST WEEK



MAURICE GRAVIER
Chief Investment Officer
MauriceG@EmiratesNBD.com

ANITA GUPTA
Head of Equity Strategy
AnitaG@EmiratesNBD.com

GIORGIO BORELLI
Head of Asset Allocation
GiorgioB@EmiratesNBD.com

SATYAJIT SINGH, CFA
Head of Fixed Income Strategy
SatyajitSI@EmiratesNBD.com

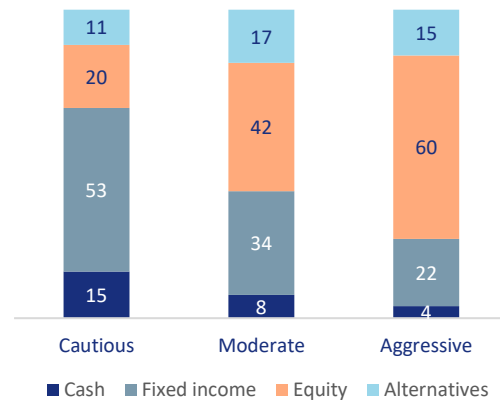
Cross-asset Update

The latest US macroeconomic data points unequivocally to an outlook that in the shorter term could be even stronger than a soft-landing scenario. The latter has been fully discounted, and investors, now looking for a new direction and new events to be priced into asset markets, are awakening to the possibility of a no-landing in the economy. Although all eyes were on the Friday’s jobs report, that blew out expectations, the ISM manufacturing release turned out to be at least as relevant, with the headline index rising to a 15-month high to get close to the 50 level. That represents a broadening out of the growth impulse to the goods sector, that had been depressed for months, with services meantime remaining strong on a solid labour market. Overall, US exceptionalism continues, with an added tweak of enhanced sustainability. Dollar centric assets from equities to the US dollar celebrated, while gold and Treasuries as safe havens suffered.

Improving US activity is expected to translate into more robust earnings, and indeed consensus EPS forecasts are making new highs. At the same time, valuations are expensive at index levels, so further upside is likely to be predicated more on sector rotations, than a broad-based advance. It is possible that the cheaper and more cyclical sectors take the baton from the richly valued growth stocks, as investors see more evidence of a recovery. Hence, while returns could be contained, exposure to the right themes would still turn out to be quite profitable. Against this backdrop credit spreads should continue to remain tight and the US dollar resilient versus all major peers.

Other countries on the other have continued to struggle. In China, although commitment to stem the market rout has been reaffirmed, there is need for more action to reawaken animal spirits, rather than good intents. Only a Chinese recovery could break the limitations of US exceptionalism that is coming alongside ever more expensive assets in the United States. Also, the improvement in the ISM manufacturing could prove to be temporary, beginning and ending with inventory restocking unfolding in a few months. For now, investors can enjoy the ride provided by the expectation that the slowdown becomes recovery, though still confined to one specific country.

TACTICAL ASSET ALLOCATION: SIMPLIFIED POSITIONING

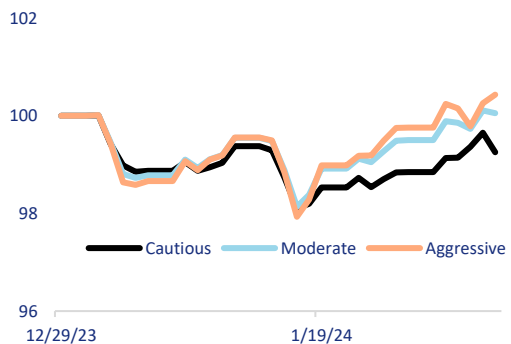


TAA – RELATIVE POSITIONING – MODERATE PROFILE

UW/N/OW: Underweight/Neutral/Overweight

	UW	N	OW
Cash			>>>
DM Gov.			>>>>
DM Credit		=	
DM H. Yield		=	
EM Debt	<<		
DM Equity	<		
EM Equity		=	
Gold			>
Hedge Funds	<<		
Real Estate	<<		

TAA – 2024 INDICATIVE PERFORMANCE



Source: Bloomberg. CIO Office calculation based on TAA applied to market indices, net total return in USD.

Fixed Income Update

There were four major anticipated market-moving events last week, with another unanticipated one raising the stakes for investors. Treasury’s Quarterly Refunding announcement was a net positive for yields since the Treasury confirmed this will be the final increase for the year and the new tranches were in line with market expectations. Tech earnings were generally good but highlighted the perils of being priced to perfection. At the Fed’s FOMC meeting Chairman Powell pushed back against expectations of March rate cuts. He said policymakers began discussing when to start slowing the pace of their balance sheet runoff, or quantitative tightening, at this meeting, though they plan to have a more robust conversation in March. However, a weak ADP job report and renewed regional bank concerns amidst negative headlines related to New York Community Bank, which reported a well-below-expectations core EPS of \$0.27, bolstered reserves, and reduced its dividend, came as a shock. Long-end UST yields declined 11-12bp, and the curve flattened 8bp. We believe NYCB is more of an idiosyncratic risk than a systemic one.

For us, the pivotal moment was on Friday as the NFP data print saw 353,000 jobs added in January, higher than all economist estimates. Average hourly earnings were up 0.6% from the prior month, double the average estimate, and rose 4.5% from the preceding year. The firm headline number took markets and analysts by surprise. Treasuries tumbled after the hot jobs figures, with traders sharply trimming bets on a March Fed rate cut. Less than 5 rate cuts are now priced in until the end of the year. The 2-year yields increased by 16bps, and the long 30-year yields increased by 10bps. The benchmark 10-year jumped above 4% at Friday’s close.

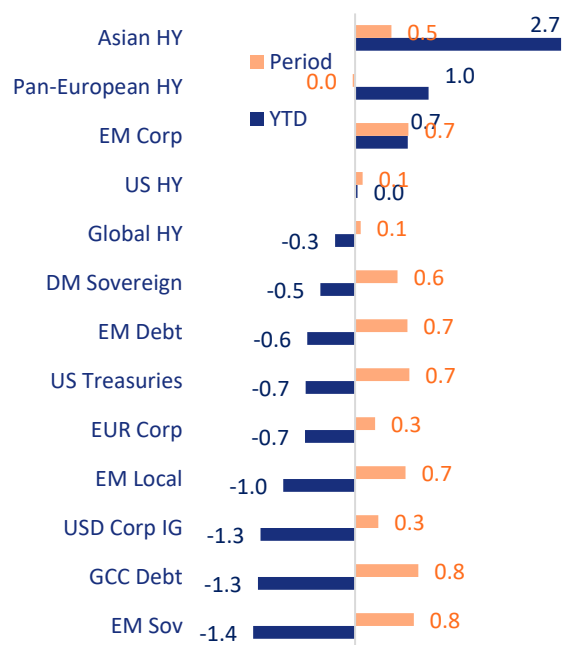
Under such a topsy-turvy scenario, we advise investors to follow a barbell approach to build Fixed Income Portfolios as per our recently released 2024 Global Investment Outlook. The two key pillars of barbell are safety and income. We are overweight Government bonds under the safety pillar, and neutral the Investment Grade and High Yield credit segments as we get excellent carry from short-dated quality credit. Within EM, we prefer Indian HY, cash-rich China IG Tech, GCC Govt Related Entities that trade at least 25bps wider to underlying sovereigns and national oil-&-gas companies from LatAm.

In keeping with the theme of “The Year of Answers” we have tried to find clues to some of the most important investor questions. Markets will be disappointed if the aggressive rate cut expectations don’t come to pass, leading to a bear steepening of the yield curve. The US inflation and jobs data remain the binary independent variables that will determine the rate trajectory this year. We expect the Fed to slow the pace of balance sheet run-off in Q1 2024 and stop it in second half once bank reserves are around 12-13% of bank assets and the Fed’s balance sheet is about 22% of GDP (currently 28.8%). This would be positive for yields. Credit spreads across segments are trading at some of their tightest valuations in a couple of decades. Moreover, historically February has been a bad season for spreads. We see mounting risks to valuations heading into February including geopolitics, seasonality, earnings, and any surprises to the goldilocks assumptions built into market’s current expectations.

FIXED INCOME KEY CONVICTIONS (2023)

DEVELOPED MARKETS	
Overall overweight DM FI	
OW Government Bonds	
Neutral corporate (IG & HY)	
EMERGING MARKETS	
Overall UW EM Debt	
Favor quality and selectivity	

FIXED INCOME SUB ASSET CLASS RETURNS (YTD, LAST WEEK)



Source: Bloomberg

Equity Update: Our outlook for 2024

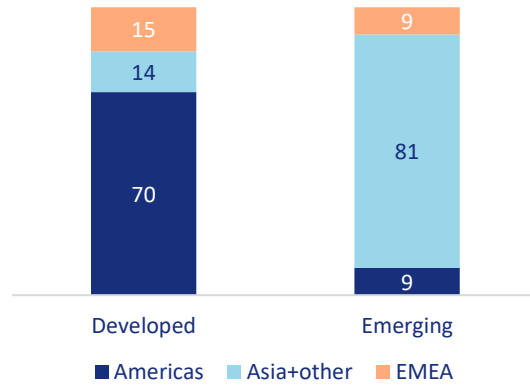
Our positioning is close to neutral on equities. We expect the major equity indices to end 2024 with mid-single digit gains, with higher returns expected from India and Japan. The year starts with decelerating inflation growth, a still strong labour market, real wage growth aiding consumer spending and a buoyant services economy. Corporate margins are steady in spite of higher input costs and wages/ transportation costs. Economic reforms and robust growth should support ongoing outperformance of India and Japan versus China equities. 2024 will be another eventful year, with the market trying to position around a dovish global monetary policy pivot, while assessing risks of slower global growth, geopolitical concerns, and elections in 40% of the world. Market direction we feel will be influenced more by corporate earnings growth and corporate guidance, than central bank rhetoric. We begin 2024 on higher valuations, hence recommend selectivity when investing i.e., companies with strong business models, growing profits and resilient cash flows.

Positioning in developed markets: we are overweight Japan which is transforming its capital market strategy with a strong focus on shareholder value and ROE by corporates. We are Neutral the US as uptrend is intact but not without volatility. A somewhat narrow rally from largely the tech sector in 2023 leaves the S&P 500 with comparatively higher valuations, however the net profit margin remains resilient at 11.6%. In 2024, we expect a 6/7% earnings growth, after a flat 2023, with revenue growth of 3 to 4% (both estimates are below consensus). We expect the adoption of generative AI to lift productivity growth, and consequently domestic growth – which is the key driver of equity markets. The US consumer is still strong. We are underweight the Eurozone, as earnings growth is expected to be flat.

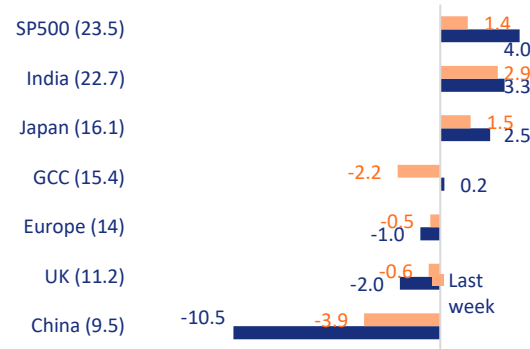
In the emerging markets we like India for growth and the UAE for dividend income. Neutral China as debt, deflation, demographics and geopolitical tensions remain longer-term challenges. Reflationary measures and debt restructuring are getting into shape, but more is needed to deal with the property crisis. A contrast with India with domestic and international inflows into equities. Indian economic and productivity growth stand out as does its resilient earnings growth. In the UAE expect capital issuance to continue adding market breadth and depth. Oil prices should hold steady, while non-oil revenue will boost the economy. Increasing population and economic reforms are encouraging industry and global financial firms to set up base in the UAE. The banks continue to pay high and resilient dividends.

As for themes we move from AI enablers to adopters in the health tech, cyber security space. Continue to like semis. Also like the defensive healthcare sector with obesity/ diabetes therapeutic drug companies at the start of adoption. 230 S&P 500 companies have reported 4Q results and among the Mag 7 big tech Meta, Amazon and Microsoft exceeded expectations while Apple announced slowing sales in China. Alphabet met expectations. If Nvidia meets estimates, revenue for the Mag 7 is over USD half a trillion in Q4 with y/y growth +14%. For the remaining 493 S&P 500 stocks it is just 2%.

EQUITY RECOMMENDED REGIONAL POSITIONING

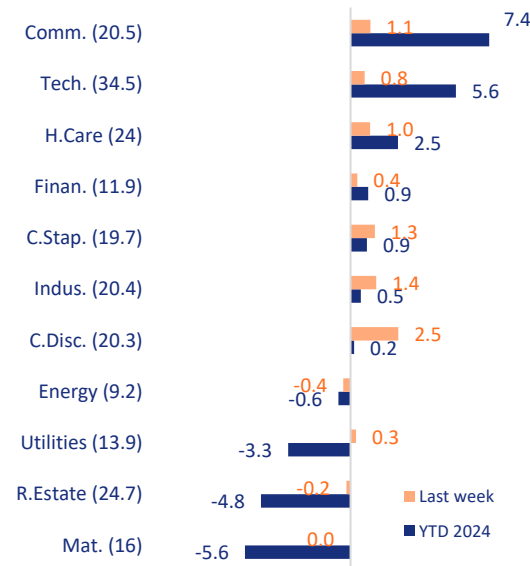


MAJOR INDICES PERFORMANCE (TR, US\$) AND P/E



Source: Bloomberg consensus. MSCI Indices unless specified.

GLOBAL SECTOR PERFORMANCE (TR, US\$) AND P/E



Source: Bloomberg consensus. MSCI All Country World sectors US\$.

DISCLAIMER

IMPORTANT INFORMATION

This document is prepared by Emirates NBD Bank (P.J.S.C) (“**the Bank**” or “**Emirates NBD**”), licensed and regulated by the Central Bank of the UAE (“**Central Bank**”) and the Securities and Commodities Authority of the UAE (“**SCA**”) and subject to regulation, supervision and control of the Central Bank and SCA, having its head office at Baniyas Road, Deira, PO Box 777, Dubai, United Arab Emirates. This document may be distributed and/or made available by the Bank and its affiliates and subsidiaries, including Emirates NBD Capital KSA CJSC (“**ENBD Capital**”) (through its website, its branches or through any other modes, whether electronically or otherwise).

Emirates NBD and its affiliates, subsidiaries and group entities, including its shareholders, directors, officers, employees and agents are collectively referred to Emirates NBD Group.

Any person (hereinafter referred to as “**you**”, “**your**”) who has received this document or have access to this document shall acknowledge and agree to the following terms.

Reliance

Data/information provided in this document are intended solely for information or illustrative purposes and are not designed to initiate or conclude any transaction.

This publication may include data/information taken from stock exchanges or other third-party sources from around the world, which Emirates NBD reasonably believes to be reliable, fair and not misleading, but which have not been independently verified. The provision of certain data/information in this publication may be subject to the terms and conditions of other agreements to which Emirates NBD is a party. Opinions, estimates and expressions of judgment are those of the writer and are subject to change without notice. Emirates NBD or any member of Emirates NBD Group makes no representation or warranty and accepts no responsibility or liability for the sequence, accuracy, completeness or timeliness of the information or opinions contained in this publication. Nothing contained in this publication shall be construed as an assurance by Emirates NBD that you may rely upon or act on any information or data provided herein, without further independent verification of the same by you.

The contents of this document are prepared as of a particular date and time and will not reflect subsequent changes in the market or changes in any other factors, including those relevant to the determination of whether a particular investment activity is advisable. Emirates NBD does not undertake any obligation to issue any further publications or update the contents of this document. Emirates NBD may also, at its sole discretion, update or change the contents herein without notice. Emirates NBD or any member of Emirates NBD Group does not accept any responsibility whatsoever for any loss or damage caused by any act or omission by you as a result of the information contained in this publication (including by negligence).

References to any financial instrument or investment product in this document are not intended to imply that an actual trading market exists for such instrument or product. Certain investment products mentioned in this document may not be eligible for sale in some jurisdictions, and they may not be suitable for all types of investors. The information and opinions contained in this publication is provided for informational purposes only and have not been prepared with any regard to the objectives, financial situation and particular needs of any specific person, wherever situated. If you wish to rely on or use the information contained in this publication, you should carefully consider whether any investment views and investment products mentioned herein are appropriate in view of your investment experience, objectives, financial resources and relevant circumstances. You should also independently verify and check the accuracy, completeness, reliability and suitability of the information and should obtain independent and specific advice from appropriate professional advisers or experts.

Confidentiality

This publication may be provided to you upon request (and not for distribution to the general public), on a confidential basis for informational purposes only, and is not intended for trading purposes or to be passed on or disclosed to any other person and/or to any jurisdiction that would render the distribution illegal.

Solicitation

None of the content in this publication constitutes a solicitation, offer, recommendation or opinion by Emirates NBD to buy, sell or trade in any security or to avail of any service in any jurisdiction. This document is not intended to serve as authoritative legal, tax, accounting, or investment advice regarding any security or investment, including the profitability or suitability thereof and further does not provide any fiduciary or financial advice. This document should also not be used in substitution for the exercise of the prospective investor’s judgment.

Third Party

This publication is not intended for use by, or distribution to, any person or entity in any jurisdiction or country where such use or distribution would be contrary to law or regulation. It is the responsibility of any person in possession of this publication to investigate and observe all applicable laws and regulations of the relevant jurisdiction. This publication may not be conveyed to or used by a third party without the express consent of Emirates NBD or its affiliates, subsidiaries or group entities distributing this document. You should not use the data in this publication in any way to improve the quality of any data sold or contributed by you to any third party.

Liability

Notwithstanding anything to the contrary set forth herein, Emirates NBD, its suppliers, agents, directors, officers, employees, representatives, successors, assigns, affiliates or subsidiaries shall not, directly or indirectly, be liable, in any way, to you or any other person for any: (a) inaccuracies or errors in or omissions from this publication including, but not limited to, quotes and financial data; or (b) loss or damage arising from the use of this publication, including, but not limited to any investment decision occasioned thereby. Under no circumstances, including but not limited to negligence, shall Emirates NBD, its suppliers, agents, directors, officers, employees, representatives, successors, assigns, affiliates or subsidiaries be liable to you for direct, indirect, incidental, consequential, special, punitive, or exemplary damages even if Emirates NBD has been advised specifically of the possibility of such damages, arising from the use of this publication, including but not limited to, loss of revenue, opportunity, or anticipated profits or lost business.

DISCLAIMER

This publication does not provide individually tailored investment advice and is prepared without regard to the individual financial circumstances and objectives of person who receive it. The appropriateness of an investment activity or strategy will depend on the person's individual circumstances and objectives and these activities may not be suitable for all persons. In addition, before entering into any transaction, prospective investors should: (i) ensure that they fully understand the potential risks and rewards of that transaction; (ii) determine independently whether that transaction is appropriate given an investor's investment objectives, experience, financial and operational resources, and other relevant circumstances; (iii) understand that any rates of tax and zakat or any relief in relation thereto, as may be referred to in this publication may be subject to change over time; (iv) consult their advisers on the legal, regulatory, tax, business, investment, financial and accounting implications of the investment; (v) understand the nature of the investment and the related contract (and contractual relationship) including, without limitation, the nature and extent of their exposure to risk; and (vi) understand any regulatory requirements and restrictions applicable to the prospective investor

Forward Looking

Past performance is not necessarily a guide to future performance and should not be seen as an indication of future performance of any investment activity. The information contained in this publication does not purport to contain all matters relevant to any particular investment or financial instrument and all statements as to future matters are not guaranteed to be accurate. Certain matters in this publication about the future performance of Emirates NBD or members of its group (the Group), including without limitation, future revenues, earnings, strategies, prospects and all other statements that are not purely historical, constitute "forward-looking statements". Such forward-looking statements are based on current expectations or beliefs, as well as assumptions about future events, made from information currently available. Forward-looking statements often use words such as "anticipate", "target", "expect", "estimate", "intend", "plan", "goal", "seek", "believe", "will", "may", "should", "would", "could" or other words of similar meaning. Reliance should not be placed on any such statements in making an investment decision, as forward-looking statements, by their nature, are subject to known and unknown risks and uncertainties that could cause actual results, as well as the Group's plans and objectives, to differ materially from those expressed or implied in the forward-looking statements. Estimates of future performance are based on assumptions that may not be realized.

Risk

Data included in this publication may rely on models that do not reflect or take into account all potentially significant factors such as market risk, liquidity risk, and credit risk. Emirates NBD may use different models, make valuation adjustments, or use different methodologies when determining prices at which Emirates NBD is willing to trade financial instruments and/or when valuing its own inventory positions for its books and records. The use of this publication is at the sole risk of the investor and this publication, and anything contained herein, is provided "as is" and "as available." Emirates NBD makes no warranty of any kind, express or implied, as to this publication, including, but not limited to, merchantability, non-infringement, title, or fitness for a particular purpose or use.

Investment in financial instruments involves risks and returns may vary. The value of investment products mentioned in this document may neither be capital protected nor guaranteed and the value of the investment product and the income derived therefrom can fall as well as rise and an investor may lose the principal amount invested. Investment products are subject to several risks factors, including without limitation, market risk, high volatility, credit and default risk, illiquidity, currency risk and interest rate risk. It should be noted that the value, price or income of securities denominated in a foreign currency may be adversely affected by changes in the currency rates. It may be difficult for the investor to sell or realise the security and to obtain reliable information about its value or the extent of the risks to which it is exposed. Furthermore, the investor will not have the right to cancel a subscription for securities once such subscription has been made. Prospective investors are hereby informed that the applicable regulations in certain jurisdictions may place certain restrictions on secondary market activities with respect to securities.

Before making an investment, investors should consult their advisers on the legal, regulatory, tax, business, investment, financial and accounting implications of the investment. In receiving this publication, the investor acknowledges it is fully aware that there are risks associated with investment activities. Moreover, the responsibility to obtain and carefully read and understand the content of documents relating to any investment activity described in this publication and to seek separate, independent financial advice if required to assess whether a particular investment activity described herein is suitable, lies exclusively with the investor.

Intellectual property

This publication has been developed, compiled, prepared, revised, selected, and arranged by Emirates NBD and others (including certain other information sources) through the application of methods and standards of judgment developed and applied through the expenditure of substantial time, effort, and money and constitutes valuable intellectual property of Emirates NBD and such others. All present and future rights in and to trade secrets, patents, copyrights, trademarks, service marks, know-how, and other proprietary rights of any type under the laws of any governmental authority, domestic or foreign, shall, as between the investor and Emirates NBD, at all times be and remain the sole and exclusive property of Emirates NBD and/or other lawful parties.

Except as specifically permitted in writing, you should not copy or make any use of the content of this publication or any portion thereof or publish, circulate, reproduce, distribute or offer this publication for sale in whole or in part to any other person over any medium including but not limited to over-the-air television or radio broadcast, a computer network or hyperlink framing on the internet or construct a database of any kind. Except as specifically permitted in writing, you shall not use the intellectual property rights connected with this publication, or the names of any individual participant in, or contributor to, the content of this publication, or any variations or derivatives thereof, for any purpose. This publication is intended solely for non-commercial use and benefit, and not for resale or other transfer or disposition to, or use by or for the benefit of, any other person or entity. By accepting this publication, you agree not to use, transfer, distribute, copy, reproduce, publish, display, modify, create, or dispose of any information contained in this publication in any manner that could compete with the business interests of Emirates NBD. Furthermore, you should not use any of the trademarks, trade names, service marks, copyrights, or logos of Emirates NBD or its subsidiaries in any manner which creates the impression that such items belong to or are associated with you, except as otherwise provided with Emirates NBD's prior written consent. You shall have no ownership rights in and to any of such items.

DISCLAIMER

IMPORTANT INFORMATION ABOUT UNITED KINGDOM

This publication was prepared by Emirates NBD Bank (P.J.S.C) in the United Arab Emirates. It has been issued and approved for distribution to clients by the London branch of Emirates NBD Bank (P.J.S.C) which is authorised by the Prudential Regulation Authority and regulated by the Financial Conduct Authority (FCA) and the Prudential Regulation Authority in the UK. Some investments and services are not available to clients of the London Branch. Any services provided by Emirates NBD Bank (P.J.S.C) outside the UK will not be regulated by the FCA and you will not receive all the protections afforded to retail customers under the FCA regime, such as the Financial Ombudsman Service and the Financial Services Compensation Scheme. Changes in foreign exchange rates may affect any of the returns or income set out within this publication.

IMPORTANT INFORMATION ABOUT SINGAPORE

This publication was prepared by Emirates NBD Bank (P.J.S.C) in the United Arab Emirates. It has been issued and approved for distribution to clients by the Singapore branch of Emirates NBD Bank (P.J.S.C) which is licensed by the Monetary Authority of Singapore (MAS) and subject to applicable laws (including the Financial Advisers Act (FAA) and the Securities and Futures Act (SFA)). Any services provided by Emirates NBD Bank (P.J.S.C) outside Singapore will not be regulated by the MAS or subject to the provisions of the FAA and/or SFA, and you will not receive all the protections afforded to retail customers under the FAA and/or SFA. Changes in foreign exchange rates may affect any of the returns or income set out within this publication. Please contact your Relationship Manager for further details or for clarification of the contents, where appropriate. For contact information, please visit www.emiratesnbd.com.

IMPORTANT INFORMATION ABOUT EMIRATES NBD CAPITAL KSA CJSC

Emirates NBD Capital KSA CJSC ("ENBD Capital"), whose registered office is at P.O. Box 341777, Riyadh 11333, Kingdom of Saudi Arabia, is a Saudi closed joint stock company licensed by the Saudi Arabian Capital Market Authority ("CMA") under License number 37-07086 dated 29/08/2007G (corresponding to 16/08/1428H) to deliver a full range of quality investment products and related support services to individuals and institutions in the Kingdom of Saudi Arabia. ENBD Capital is subject to Capital Market Law, and Implementing Regulations in the Kingdom of Saudi Arabia

ENBD Capital's contact details are T +966 (11) 299 3900 and F +966 (11) 299 3955.

This document may not be distributed in the Kingdom of Saudi Arabia except to such persons as are permitted under the Investment Funds Regulations issued by the Capital Market Authority.

The Capital Market Authority does not make any representation as to the accuracy or completeness of this document, and expressly disclaims any liability whatsoever for any loss arising from, or incurred in reliance upon, any part of this document. Prospective subscribers of the securities offered hereby should conduct their own due diligence on the accuracy of the information relating to the securities offered. If you do not understand the contents of this document, you should consult an authorised financial adviser.