



## A temporary pause in **unpredictability**

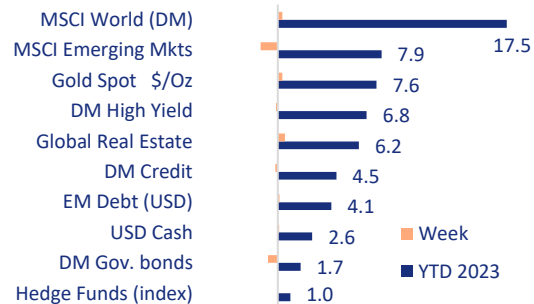
- Economic data continued to paint a Goldilocks picture last week in the West, with slightly positive returns
- The week ahead is rich: policy meetings from three major central banks and a deluge of corporate earnings
- Our three profiles continue to do well in absolute and relative to our competitors

Our 2023 Global Investment Outlook was titled “Adapting to Unpredictability”. While we stick to the view that many surprises are on our agenda, including to some extent the loud and clear rally of the year so far, it looks like markets are currently enjoying some pause in uncertainty: consensus for a soft landing of Western economies is building, and the “Goldilocks Interlude” continues. Economic data released last week included a disappointment in US industrial production and retail sales, but reassuring jobless claims, and confirmed encouraging trends in European inflation. China’s growth remains a concern, and markets are losing patience on their hopes for some massive recovery plan. Meanwhile, the early days of the Q2 corporate earnings season were in aggregate much better, again, than relatively easy to clear expectations. There were exceptions, and disappointments, mostly on guidance, for some heavy-weight names, but the big picture remains overall positive.

The week ahead will see an acceleration in the earnings season, as well as three major central banks meetings. Again, market participants seem confident, probably rightly so. The Fed and the ECB should both hike by 25 basis points, while the BoJ should continue to patiently hold on their extraordinarily accommodative stance.

We have identified this “Interlude” for months now, and our positioning clearly benefits. With +6%, +8% and +10% in rounded numbers, our returns are good in absolute and outperform our global competitors. We didn’t change it, but we do not believe that unpredictability has disappeared. We are comfortable with our overweight in safe sources of income, starting with cash, as the support from investor pessimism is gradually fading. Have a great week.

ASSET CLASSES USD % TOT.RETURN, YTD 2023 & LAST WEEK



MAURICE GRAVIER  
**Chief Investment Officer**  
[MauriceG@EmiratesNBD.com](mailto:MauriceG@EmiratesNBD.com)

ANITA GUPTA  
**Head of Equity Strategy**  
[AnitaG@EmiratesNBD.com](mailto:AnitaG@EmiratesNBD.com)

GIORGIO BORELLI  
**Head of Asset Allocation**  
[GiorgioB@EmiratesNBD.com](mailto:GiorgioB@EmiratesNBD.com)

SATYAJIT SINGH, CFA  
**Head of Fixed Income Strategy**  
[SatyajitSI@EmiratesNBD.com](mailto:SatyajitSI@EmiratesNBD.com)

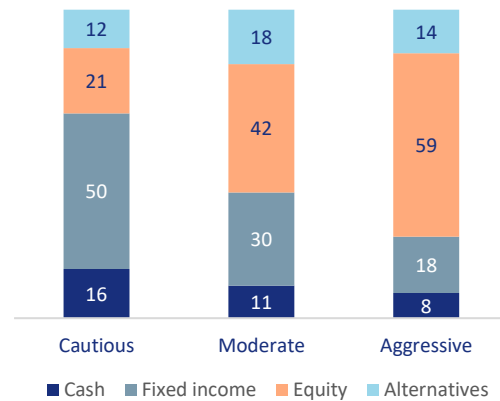
**Cross-asset Update**

Goldilocks has for now reasserted itself against growth scares, thanks also to the exceptional savings accumulated during the pandemic that see the services sector particularly resilient. And it can continue, with an overdue rebound of manufacturing activity. This is at least the message sent by the leading indicator of the leading indicators, the new orders to inventory ratio that in manufacturing has turned higher in the recent months. Maybe, it is not by chance that last week the S&P 500 Industrials broke out of a range and made new all-time highs. While manufacturing has been slumping and should rebound, services have surged and should moderate. Usually, this pattern is consistent with weakness of the US dollar. Again, it is not by chance that the US dollar has made fresh new lows for the year, in the process helping the easing of global financial conditions.

Overall, though markets have rallied and are expensive, there is reason to believe they can grind higher driven by cyclical stocks that year-to-date have badly underperformed. It is not by chance that the economy-sensitive Russell 2000 has bottomed out and just shot higher to the upper-end of its range. And, come year-end and activity slows substantially in the West, China should come to the rescue with its recovery finally gaining traction. Against this backdrop Treasury yields should remain range-bound, with growth not vibrant enough to justify a bond bear market, while not slumping either to warrant substantially lower yields. Overall, the traditional 60-40 equity-bond portfolio maintains its appeal this year, amidst resilient growth and the renewed diversifying power of bonds. As much as markets have surprised to the upside, sentiment has adjusted and investors are now much more complacent according to various surveys. It may not be by chance that the seasonal pattern of US equity volatility sees the VIX Index rise from a low in July-August. And so far this year the VIX has followed the pattern quite closely. Hence, while risk assets can grind higher, they are likely to do so having much less of an easy ride.

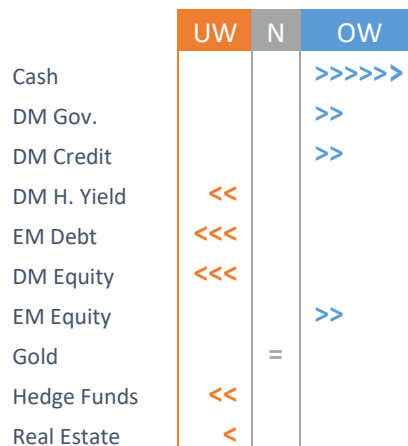
The end result is that the continuation of the Goldilocks Interlude, punctuated here and there with volatility spikes, should see the most cyclical assets catch up. This has reverberations across the emerging market area, with a rebound in manufacturing activity in the end particularly beneficial for the relative performance of EM stocks.

**TACTICAL ASSET ALLOCATION: SIMPLIFIED POSITIONING**

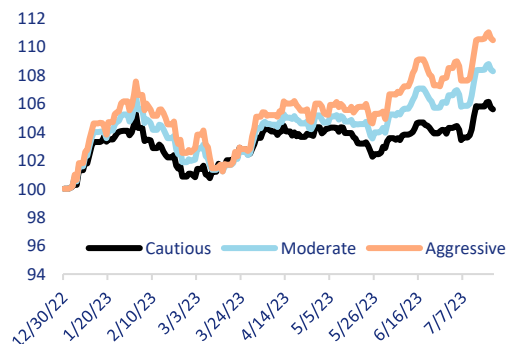


**TAA – RELATIVE POSITIONING – MODERATE PROFILE**

UW/N/OW: Underweight/Neutral/Overweight



**TAA – 2023 INDICATIVE PERFORMANCE**



Source: Bloomberg. CIO Office calculation based on TAA applied to market indices, net total return in USD.

**Fixed Income Update**

This week we have the critical Fed rate decision on Wednesday and ECB’s policy rate decision a day later on Thursday as markets predict a 25bps hike by both central banks. The big focus will be on any signalling from policymakers as to whether more hikes are likely, or if they plan an extended pause, with neither central bank meeting again until September. BoJ will also take a rate decision on Friday, with more than 80% of analysts polled by Bloomberg expecting it to stick with supportive policies. Tokyo’s CPI numbers come out on Friday, which may show a moderation reducing the pressure on BoJ to act soon.

The peak rate expectations for the UK have dropped from 6.68% in late June to 5.9% today. This massive drop was fuelled by surprisingly lower-than-expected inflation numbers. The annual rate of the headline CPI was down from 8.7% in May to 7.9%, lower than the 8.2% median forecast. The core measure also fell to 6.9% year-on-year from 7.1%. The breadth metrics were particularly weak, suggesting this month’s inflation miss was broad-based. These are still too high but heading in the correct direction. Factory gate inflation & house price inflation are now running at 0% YoY, which will also feed through into headline prices in 2H23. The recently released hard data from the US and Eurozone indicate that the developed market inflation is moderating while activity is slowing.

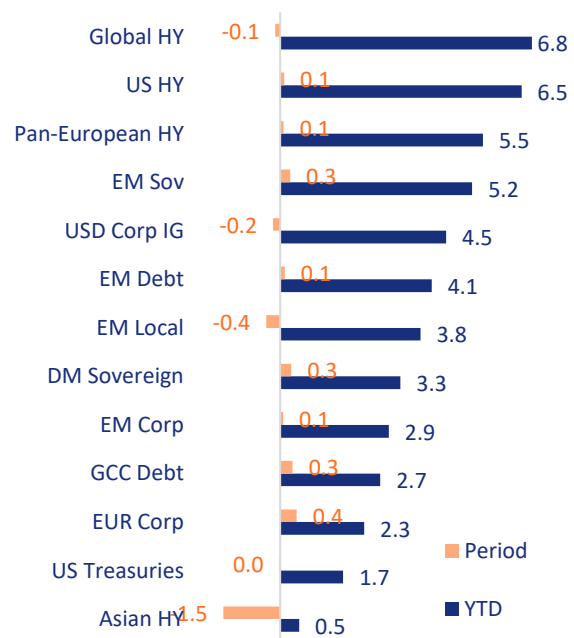
High Yield remains at the top of the returns chart for various credit segments within Fixed Income with a YTD return of 6.8%. The current spread of 475 bps is slightly above the 20-year median of 468 bps. We don’t think it is a great time to take beta risk on the segments when the spreads remain tight. For Carry, we prefer US IG debt, where the average yield of 5.04% has only been surpassed during the Great Financial Crisis when the spreads blew up. Currently, the IG segment is highly correlated to Rates, and with peak rates in sight, it is not a bad time to enter the segment.

GCC issuance had gained speed with \$47bn of bonds priced from the region YTD compared to \$32bn for 2022. Last week as many as four issuers from the region sold bonds with solid investor demand. We have the ADIB perp, DARALA 29s, and the FAB AED 2026s on our recommended list. However, the word on the street is that we would see a slow August, with activity picking up towards August-end and early September. We continue to like GCC debt due to its high quality, offering decent carry without elevated credit risks. We prefer long-duration GREs and subordinated debt from large banks.

**FIXED INCOME KEY CONVICTIONS**

DEVELOPED MARKETS	
OW Quality corporates	
OW Government Bonds	
UW High Yield	
EMERGING MARKETS	
Overall UW EM Debt	
Favor quality and selectivity	
OW Selectively Asia,	

**FIXED INCOME SUB ASSET CLASS RETURNS (YTD, LAST WEEK)**



Source: Bloomberg

### Equity Update

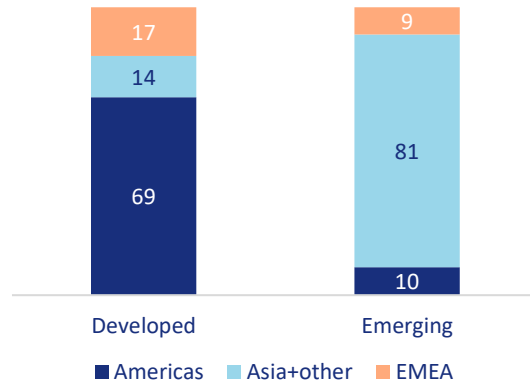
The first three weeks of July have extended the gains seen in June, with global equities adding 2.2% and taking year to date gains to 16.5%. Emerging markets performed well in the first 2 weeks of July, after a lacklustre H1, only to fizzle out by the third week (more China as Indi, GCC and LATAM were more stable). Last week saw flat performance from global equities with an exceptional rally from US regional banks which are looking to the Fed, as one more and done. It's been calm on that front recently and bank deposits haven't suffered, and we haven't seen more shocks on asset liability mismatches post March/April. Energy stocks also gained with Brent trading over \$80. The week ahead will be dominated by the "Big Three" — the Fed, ECB and the Bank of Japan — holding monetary policy meetings.

US equities saw small gains last week for the S&P 500, with the Nasdaq slightly down. A warning on Thursday from the world's biggest foundry TSMC of a deepening chip downturn weighed on tech sector performance. The week's relatively strong close for the broader US market reflects optimism over receding inflation and confidence the Fed is nearly done raising interest rates. The VIX volatility Index continues to trade below 14. The S&P 500 is trading close to our 4,500 fair value, up for 4 out of the last 5 weeks and 19% total returns year to date. Valuations ticking higher with market concentration and AI optimism. Better than expected economic growth and falling inflation explain to some extent the higher yields and higher valuation. The 7 largest stocks in the S&P 500 account for 28% of the market cap and have contributed 12% of the 19% YTD total return.

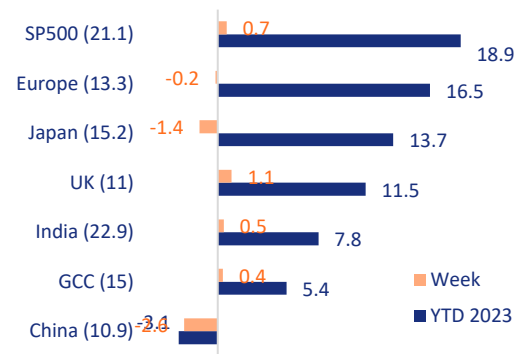
For Q2 2023 (with 18% of S&P 500 companies reporting), the blended earnings decline is tracking at -9.0%. Results from Netflix and Tesla disappointed whilst oil major Chevron and airlines had strong growth. Within financials, large banks illustrated capital markets strength, strong deposit bases, though mixed in regional banks and overall slower deposit flight. Margins are standing up well with the (blended) net profit margin for the S&P 500 for Q2 2023 estimated at 11.1%, previous quarter was 11.5% and below the 5-year average of 11.4%. This is a heavy week as about 166 S&P 500 and 850 U.S. companies are expected to report results, including several tech giants: Alphabet, Meta, Microsoft and Intel. The Nasdaq 100 special rebalancing goes into effect before today (Monday's) open. In Europe we get earnings from LVMH, Volkswagen, Airbus, Sanofi, and Unilever amongst others. Julius Baer and Philips both beat on earnings, but guidance remains important.

The UAE saw strong earnings growth and beats from two Abu Dhabi banks, FAB and ADCB and this follows a pattern of regional bank earnings in the KSA. If Brent oil stays above \$80 the region could see continued positive sentiment around market performance. The global energy sector, the worst performer this year could also see gains and the big E&P companies pay high dividends, adding to a good diversification away from tech.

### EQUITY RECOMMENDED REGIONAL POSITIONING

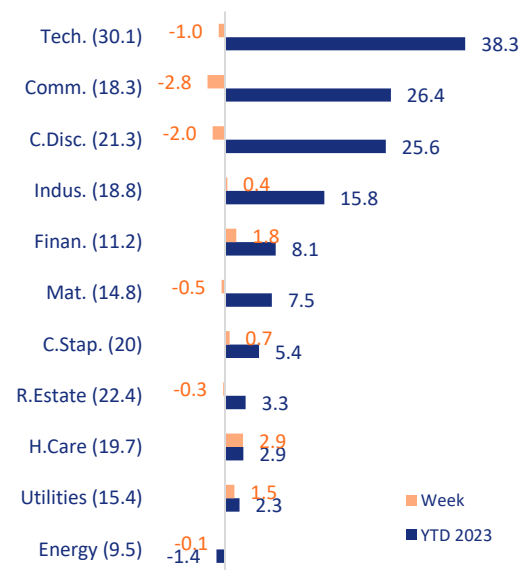


### MAJOR INDICES PERFORMANCE (TR, US\$) AND 2023PE



Source: Bloomberg consensus. MSCI Indices unless specified.

### GLOBAL SECTOR PERFORMANCE (TR, US\$) AND 2023PE



Source: Bloomberg consensus. MSCI All Country World sectors US\$.

# DISCLAIMER

## Reliance

Emirates NBD Bank PJSC ("Emirates NBD") uses reasonable efforts to obtain information from sources which it believes to be reliable, however, Emirates NBD makes no representation that the information or opinions contained in this publication are accurate, reliable or complete and should not be relied on as such or acted upon without further verification. Opinions, estimates and expressions of judgment are those of the writer and are subject to change without notice. Emirates NBD accepts no responsibility whatsoever for any loss or damage caused by any act or omission taken as a result of the information contained in this publication. Data/information provided herein are intended to serve for illustrative purposes and are not designed to initiate or conclude any transaction. In addition this publication is prepared as of a particular date and time and will not reflect subsequent changes in the market or changes in any other factors relevant to the determination of whether a particular investment activity is advisable. This publication may include data/information taken from stock exchanges and other sources from around the world and Emirates NBD does not guarantee the sequence, accuracy, completeness, or timeliness provided thereto by unaffiliated third parties. Moreover, the provision of certain data/information in this publication is subject to the terms and conditions of other agreements to which Emirates NBD is a party. Anyone proposing to rely on or use the information contained in this publication should independently verify and check the accuracy, completeness, reliability and suitability of the information and should obtain independent and specific advice from appropriate professionals or experts. Further, references to any financial instrument or investment product are not intended to imply that an actual trading market exists for such instrument or product. The information and opinions contained in Emirates NBD publications are provided for personal use and informational purposes only and are subject to change without notice. The material and information found in this publication are for general circulation only and have not been prepared with any regard to the objectives, financial situation and particular needs of any specific person, wherever situated

## Confidentiality

This publication is provided to you upon request on a confidential basis for informational purposes only and is not intended for trading purposes or to be passed on or disclosed to any other person and/or to any jurisdiction that would render the distribution illegal. The investor may not offer any part of this publication for sale or distribute it over any medium including but not limited to over-the-air television or radio broadcast, a computer network or hyperlink framing on the internet without the prior written consent of Emirates NBD or construct a database of any kind.

## Solicitation

None of the content in this publication constitutes a solicitation, offer, opinion, or recommendation by Emirates NBD to buy or sell any security, or to provide legal, tax, accounting, or investment advice or services regarding the profitability or suitability of any security or investment and further does not provide any fiduciary or financial advice.

## Third party

The security or investment described in this publication may not be eligible for sale or subscription to certain categories of investors. This publication is not intended for use by, or distribution to, any person or entity in any jurisdiction or country where such use or distribution would be contrary to law or regulation. It is the responsibility of any person in possession of this publication to investigate and observe all applicable laws and regulations of the relevant jurisdiction. This publication may not be conveyed to or used by a third party without the express consent of Emirates NBD. The investor may not use the data in this publication in any way to improve the quality of any data sold or contributed to by the investor to any third party.

## Liability

Anything to the contrary herein set forth notwithstanding, Emirates NBD, its suppliers, agents, directors, officers, employees, representatives, successors, assigns, affiliates or subsidiaries shall not, directly or indirectly, be liable, in any way, to you or any other person for any: (a) inaccuracies or errors in or omissions from the this publication including, but not limited to, quotes and financial data; or (b) loss or damage arising from the use of this publication, including, but not limited to any investment decision occasioned thereby. Under no circumstances, including but not limited to negligence, shall Emirates NBD, its suppliers, agents, directors, officers, employees, representatives, successors, assigns, affiliates or subsidiaries be liable to you for direct, indirect, incidental, consequential, special, punitive, or exemplary damages even if Emirates NBD has been advised specifically of the possibility of such damages, arising from the use of this publication, including but not limited to, loss of revenue, opportunity, or anticipated profits or lost business. This publication does not provide individually tailored investment advice and is prepared without regard to the individual financial circumstances and objectives of person who receive it. The appropriateness of an investment activity or strategy will depend on the person's individual circumstances and objectives and these activities may not be suitable for all persons. In addition, before entering into any transaction, the risks should be fully understood and a determination made as to whether a transaction is appropriate given the person's investment objectives, financial and operational resources, experiences and other relevant circumstances. The obligations relating to a particular transaction (and contractual relationship) including, without limitation, the nature and extent of their exposure to risk should be known as well as any regulatory requirements and restrictions applicable thereto.

## Forward looking

Past performance is not necessarily a guide to future performance and should not be seen as an indication of future performance of any investment activity. The information contained in this publication does not purport to contain all matters relevant to any particular investment or financial instrument and all statements as to future matters are not guaranteed to be accurate. Certain matters in this publication about the future performance of Emirates NBD or members of its group (the Group), including without limitation, future revenues, earnings, strategies, prospects and all other statements that are not purely historical, constitute "forward-looking statements". Such forward-looking statements are based on current expectations or beliefs, as well as assumptions about future events, made from information currently available. Forward-looking statements often use words such as "anticipate", "target", "expect", "estimate", "intend", "plan", "goal", "seek", "believe", "will", "may", "should", "would", "could" or other words of similar meaning. Undue reliance should not be placed on any such statements in making an investment decision, as forward-looking statements, by their nature, are subject to known and unknown risks and uncertainties that could cause actual results, as well as the Group's plans and objectives, to differ materially from those expressed or implied in the forward-looking statements. Estimates of future performance are based on assumptions that may not be realized.

# DISCLAIMER

## Risk

Data included in this publication may rely on models that do not reflect or take into account all potentially significant factors such as market risk, liquidity risk, and credit risk. Emirates NBD may use different models, make valuation adjustments, or use different methodologies when determining prices at which Emirates NBD is willing to trade financial instruments and/or when valuing its own inventory positions for its books and records.

The use of this publication is at the sole risk of the investor and this publication and anything contained herein, is provided "as is" and "as available." Emirates NBD makes no warranty of any kind, express or implied, as to this publication, including, but not limited to, merchantability, non-infringement, title, or fitness for a particular purpose or use.

Investment in financial instruments involves risks and returns may vary. The value of and income from your investments may vary because of changes in interest rates, foreign exchange rates, prices and other factors and there is the possibility that you may lose the principle amount invested. Before making an investment, investors should consult their advisers on the legal, regulatory, tax, business, investment, financial and accounting implications of the investment.

In receiving this publication, the investor acknowledges it is fully aware that there are risks associated with investment activities. Moreover, the responsibility to obtain and carefully read and understand the content of documents relating to any investment activity described in this publication and to seek separate, independent financial advice if required to assess whether a particular investment activity described herein is suitable, lies exclusively with the investor.

## Intellectual property

This publication has been developed, compiled, prepared, revised, selected, and arranged by Emirates NBD and others (including certain other information sources) through the application of methods and standards of judgment developed and applied through the expenditure of substantial time, effort, and money and constitutes valuable intellectual property of Emirates NBD and such others.

All present and future rights in and to trade secrets, patents, copyrights, trademarks, service marks, know-how, and other proprietary rights of any type under the laws of any governmental authority, domestic or foreign, shall, as between the investor and Emirates NBD, at all times be and remain the sole and exclusive property of Emirates NBD and/or other lawful parties. Except as specifically permitted in writing, the investor may not copy or make any use of the content of this publication or any portion thereof. Except as specifically permitted in writing, the investor shall not use the intellectual property rights connected with this publication, or the names of any individual participant in, or contributor to, the content of this publication, or any variations or derivatives thereof, for any purpose.

This publication is intended solely for non-commercial use and benefit, and not for resale or other transfer or disposition to, or use by or for the benefit of, any other person or entity. By accepting this publication, the investor agrees not to use, transfer, distribute, copy, reproduce, publish, display, modify, create, or dispose of any information contained in this publication in any manner that could compete with the business interests of Emirates NBD. Furthermore, the investor may not use any of the trademarks, trade names, service marks, copyrights, or logos of Emirates NBD or its subsidiaries in any manner which creates the impression that such items belong to or are associated with the investor or, except as otherwise provided with Emirates NBD, prior written consent. The investor has no ownership rights in and to any of such items.

Emirates NBD (P.J.S.C.) is licensed and regulated by the Securities & Commodities Authority and subject to regulation, supervision and control of the Authority. Head Office: Baniyas Road, Deira, PO Box 777, Dubai, UAE

## United Kingdom

This publication was prepared by Emirates NBD Bank PJSC in the United Arab Emirates. It has been issued and approved for distribution to clients by the London branch of Emirates NBD Bank PJSC which is authorized by the Prudential Regulation Authority and regulated by the Financial Conduct Authority (FCA) and the Prudential Regulation Authority in the UK. Some investments and services are not available to clients of the London Branch. Any services provided by Emirates NBD Bank PJSC outside the UK will not be regulated by the FCA and you will not receive all the protections afforded to retail customers under the FCA regime, such as the Financial Ombudsman Service and the Financial Services Compensation Scheme. Changes in foreign exchange rates may affect any of the returns or income set out within this publication.

## Singapore

This publication was prepared by Emirates NBD Bank PJSC in the United Arab Emirates. It has been issued and approved for distribution to clients by the Singapore branch of Emirates NBD Bank PJSC which is licensed by the Monetary Authority of Singapore (MAS) and subject to applicable laws (including the Financial Advisers Act (FAA) and the Securities and Futures Act (SFA)). Any services provided by Emirates NBD Bank PJSC outside Singapore will not be regulated by the MAS or subject to the provisions of the FAA and/or SFA, and you will not receive all the protections afforded to retail customers under the FAA and/or SFA. Changes in foreign exchange rates may affect any of the returns or income set out within this publication. Please contact your Relationship Manager for further details or for clarification of the contents, where appropriate.

For contact information, please visit [www.emiratesnbd.com](http://www.emiratesnbd.com)