



Could rising banking risk change the Fed's trajectory?

- **Silicon Valley Bank collapsed last week: its funding crunch was directly linked to the rise in interest rates**
- **On Sunday, the Fed set up an emergency lending program to secure needs of the depositors**
- **Still, rising risks in the banking system clearly support more moderation in terms of rate hikes**

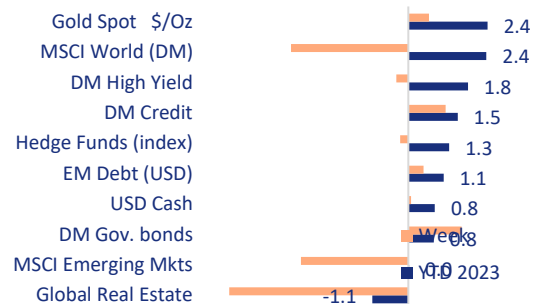
Just a week ago, following Powell's hawkish testimony to the US Congress, markets were painfully adjusting their forecast, with a high probability being given to another jumbo 50-bps hike in interest rates in March.

It quickly changed, in another illustration of the current unpredictability. On March 8th, Silicon Valley Bank, then US 16th largest, announced it had sold \$21bn of securities from its portfolio at a loss of \$1.8 billion and that it sought \$2.25bn of fresh capital through a share offering. Its stock collapsed, and clients rushed to withdraw their deposits. Two days later, the bank officially failed, put under the authority of the US Federal Deposit Insurance Corp. SVB is deeply active in the startup world: this on one hand makes its problem specific, with a high risk concentration in companies which naturally "burn cash", which means declining deposits. On the other, the failure would have repercussions in the entire tech and private equity world, especially VCs and their investors. Finally but crucially, the portfolio loss is directly linked to the rise in interest rates: SVB had massively invested in long-dated treasuries at a time when inflation was seen as only temporary: only losses to take when cash is required.

US authorities have quickly acted to protect depositors. Still, this is a wakeup call: higher interest rates do not just slow consumption and jobs (so far, with mixed results), but they exacerbate financial risks. Beyond specific tools for banking stress, the Fed's policy could also be impacted: a 25 basis points hike, or even, no hike at all in March FOMC, as Goldman Sachs suggests.

We keep on favoring high quality bonds over riskiest ones, and EM stocks over DM. Volatility will without a doubt remain extreme in the year of unpredictability.

ASSET CLASSES USD % TOT.RETURN, YTD 2023 & LAST WEEK



MAURICE GRAVIER
Chief Investment Officer
MauriceG@EmiratesNBD.com

ANITA GUPTA
Head of Equity Strategy
AnitaG@EmiratesNBD.com

GIORGIO BORELLI
Head of Asset Allocation
GiorgioB@EmiratesNBD.com

SATYAJIT SINGH, CFA
Head of Fixed Income Strategy
SatyajitSI@EmiratesNBD.com

Cross-asset Update

The message from three US bank failures in one week is that investors are now incentivized to take less risk and, given the compounding of systemic and macroeconomic issues, the outlook will be starting to visibly deteriorate. If on the one hand the regulator is going to put enough safeguards in place to guarantee the viability of the financial system, on the other they cannot do anything to prevent further negative impacts from past Fed’s tightening. In other words, the end of the asset cycle, whereby markets did rise and private balance sheets did expand, has reached crunch time and is now going to be followed by a credit crunch and then most likely by an economic contraction.

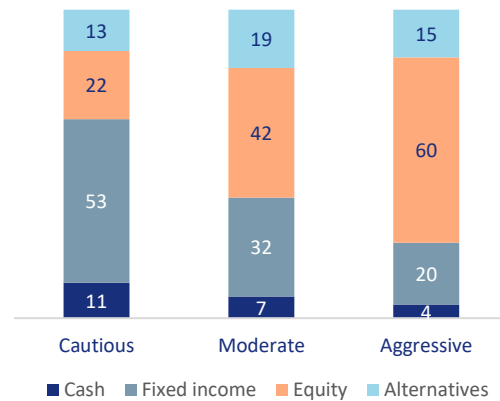
This view is reflected in different leading indicators signalling no rebound in economic activity before year-end or the very beginning of next year. Markets may well be discounting the inflection higher in the business cycle in advance, yet it is inevitable that first the Fed will have to stop raising rates and then proceed again to the easing of policy, before markets get the all-clear to rise sustainably. All of this will take time, hence the base-case scenario that sees more damage to the economy and markets before the bull phase resumes. Investors rushed to discount less than two rate hikes by year end from seeing none, and they currently see the Fed funds rate peak at 5% by June this year. Rate cuts may well follow, yet if the Fed perceives that systemic risk can be averted, they are likely to continue the tightening, though at a moderate pace, in order to avert an unbearable inflation risk down the road. The US government is overleveraged, and the inability to curb inflation would entail the loss of control of the economy, that in turn would see the status of the United States as primary superpower come under scrutiny. What happened to China in 2020-2021 following repeated bouts of regulatory crackdowns is a case in point. Given the circumstances, we believe that the Fed will be trading cautiously, balancing the systemic and the inflation risks carefully, rather than throwing money at the system as it was customary to do in the past.

Under the current conditions we see quality outperforming across asset classes. We have advocated for higher-quality bonds and higher-dividend-yielding stocks for a while. We continue to be cautious both on DM equities and weaker credit issuers, broadly the HY space. We see the EM equity setback as temporary, as systemic effects of the SVB event are not there for the emerging countries, in particular for China.

Last week price pressures surprised to the downside in China, unlike in the US and Europe, giving leeway to the central bank to maintain a supportive policy stance. And more importantly China’s credit, as measured by aggregate financing, expanded above projections, offsetting concerns about the pace of economic recovery.

More economic and systemic risk in the Western markets is counterbalanced by expansive policies in China and the EM recovery where we remain overweight.

TACTICAL ASSET ALLOCATION: SIMPLIFIED POSITIONING

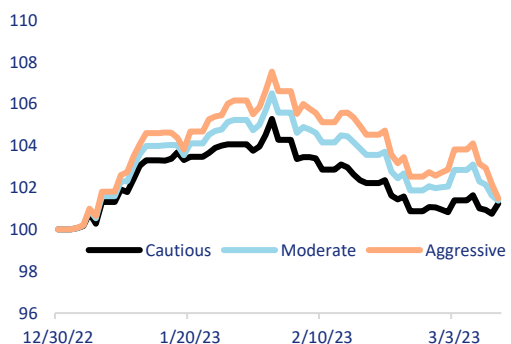


TAA – RELATIVE POSITIONING – MODERATE PROFILE

UW/N/OW: Underweight/Neutral/Overweight

	UW	N	OW
Cash			>>
DM Gov.			>
DM Credit			>>
DM H. Yield	<		
EM Debt	<<		
DM Equity	<<<<		
EM Equity			>>>>
Gold	<		
Hedge Funds		=	
Real Estate	<		

TAA – 2023 INDICATIVE PERFORMANCE



Source: Bloomberg. CIO Office calculation based on TAA applied to market indices, net total return in USD.

Fixed Income Update

Fans of the fantasy novel series “The Wheel of Time” would recognize the following words “Almost down yesterday, maybe down tomorrow, but alive and gloriously up today.” This would aptly describe the happenings in the credit markets post the SVB bailout. We had repeatedly mentioned that increasing rates faster exposes hidden risks in the system. Volatility returned to the markets after a hiatus. If Silver gate had scared the markets, SVB spooked them. Unlike the GFC, the Fed and the US Government moved fast to stem investor concerns and prevent a broader contagion.

It took a week for the market to do an about-turn. A U-Turn happened in a couple of days from pricing at the high of 5.6% peak rate to just above 5% peak rate and from no rate cuts to at least one rate cut. What happened to the US Treasury yield curve is nothing short of spectacular. The yield curve bull-steepened. Term premium increased. But as we had mentioned last week in one of the daily notes, it was more due to the front-end coming down sharply (2-year dropped by 80 bps) than the long-end rising. The 10-year fell by 45 bps, and investors with long-dated treasuries in their portfolios would have been happy. We reiterate our call for adding long-dated treasuries as hedges. Money market funds or T-Bills will not give those benefits.

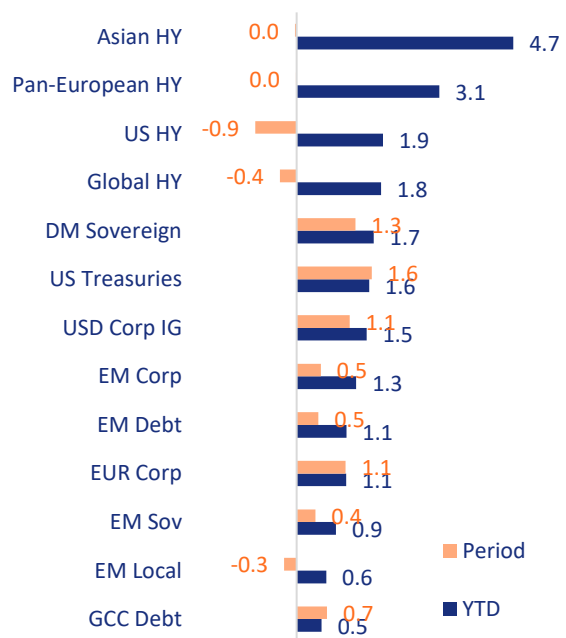
All the segment spreads widened and, in fact, wiped off the spread compression that had happened YTD. But spreads have not widened as much as the recent jump in rate volatility implies. This indicates the pace with which credit can move and the rationale behind our overweight in Quality. Even within Quality, the govies are a notch above IG credit. But still, the MOVE index is up 33% since February 1st, and IG spreads have been only 9 bps wider since then. Credit is outperforming what the Rates volatility would otherwise suggest. This is due to the higher yield provided by the IG bonds.

Despite the quick action to stem the fallout, sentiment remains fragile, and the worst affected segments would be the subordinated financial securities. We advise against adding to this particular segment until the dust settles and removing any tactical overweight in the client portfolios. If the allocation is within the maximum HY allocation limits, we can ride out the storm. But would strongly advise to cut any overweight positions to HY in FI portfolios. Credits such as Soft Bank would also be negatively affected due to their exposure to the start-up ecosystem, and investors should be careful about bottom-fishing in these securities.

FIXED INCOME KEY CONVICTIONS

DEVELOPED MARKETS
OW Quality corporates
OW Government Bonds
UW High Yield
EMERGING MARKETS
Overall UW EM Debt
Favor quality and selectivity
OW Selectively Asia, LatAm

FIXED INCOME SUB ASSET CLASS RETURNS (YTD, LAST WEEK)



Source: Bloomberg

Equity Update

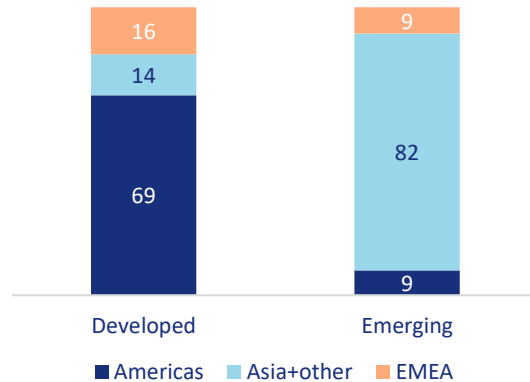
Equity markets are holding onto small year to date gains, after last weeks broad-based sell off which affected most global regions except Japan, the UAE and India. Rates and the effect on bank assets in the forefront. Global equities fell 3.5%, with the US S&P 500 at -4.5%. Worst off were China equities at -7.3% and the MSCI China now negative year to date. The National People’s Congress disappointed, real estate will be supported, though only reputed developers. Consumption was a focus and innovation, which we see as positive catalysts for a market rebound. UAE markets were close to flat last week. Capital market raising in full swing with 2 IPOs on offer currently: Al Ansari Exchange and Presight Al Holding PLC which follow ADNOC Gas successful placement last week. Diversification is in play with no Money Exchange, AI or Gas company currently listed on the DFM or AD bourses. Dividend yields remain an important metric for investors and ADNOC GAS opened for trading this morning at an almost 20% premium. The KSA Index was up almost 2% last week and Saudi Aramco results yesterday, with \$161bn in net profit and a dividend raise support further market upside.

We held our Asset allocation committee last week and on the broader equity allocation there was no change in tactical positioning, with an overweight to EM equities and Underweight DM equities continuing. Within DM we took US equities to neutral and Japan to Overweight. Within EM, we maintain a preference for EM Asia and the UAE and an Underweight positioning for Eastern Europe.

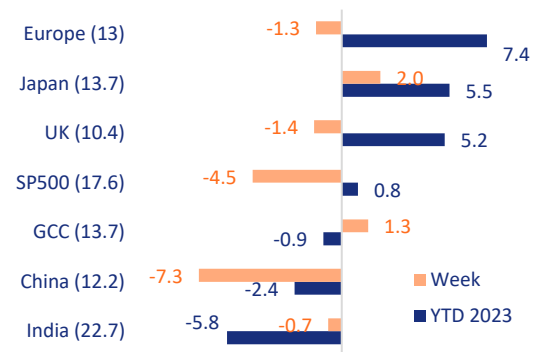
Last week began with Fed Chair Powell signaling a higher terminal rate and reopening the door for 50 bps hikes. The Fed is worried about the upside inflation risk from stronger economic and job data -the labour market remains too hot for the Fed and this implies a further tightening of FCI to slow growth and inflation. The week ended with the first major bank failure since the Global Financial Crisis and this may cause the Fed to rethink its tightening plans. Liquidity concerns are in the fore. It’s too early to predict the impact on equity markets, but the FDIC assuring availability of 100% of deposits was comforting for other regional bank depositors. SVB is the 16th US largest bank, which at the end of last year, had more than \$175 bn in deposits — the vast majority of which are uninsured — and \$209 bn in total assets. The run on deposits from its large base of tech startups led to the FDIC taking it into receivership. SVB works with almost 50% of US VC tech and life science firms. While the risks from SVB seemed idiosyncratic and not systemic, unrealized losses on Hold To Maturity Securities on account of higher rates are an industry wide challenge. Whilst US banks shares i.e. the KBW index fell 16% last week, (some US regional banks like First Republic fell 34%), global financials were not spared and fell 5.5% with the global real estate sector in sync.

Quality remains the fore of this year’s investing and strong balance sheets and cash flows key to equity upside. We are in an environment of higher rates, with consumer demand a target of Central banks and only corporates with resilient cash flows will weather this scenario successfully.

EQUITY RECOMMENDED REGIONAL POSITIONING

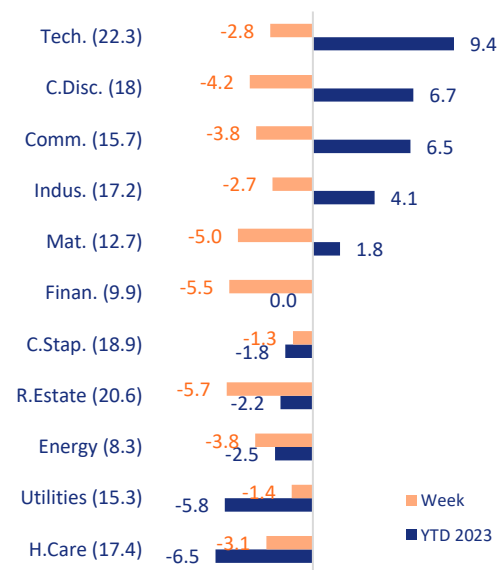


MAJOR INDICES PERFORMANCE (TR, US\$) AND 2023PE



Source: Bloomberg consensus. MSCI Indices unless specified.

GLOBAL SECTOR PERFORMANCE (TR, US\$) AND 2023PE



Source: Bloomberg consensus. MSCI All Country World sectors US\$.

DISCLAIMER

Reliance

Emirates NBD Bank PJSC (“Emirates NBD”) uses reasonable efforts to obtain information from sources which it believes to be reliable, however, Emirates NBD makes no representation that the information or opinions contained in this publication are accurate, reliable or complete and should not be relied on as such or acted upon without further verification. Opinions, estimates and expressions of judgment are those of the writer and are subject to change without notice. Emirates NBD accepts no responsibility whatsoever for any loss or damage caused by any act or omission taken as a result of the information contained in this publication. Data/information provided herein are intended to serve for illustrative purposes and are not designed to initiate or conclude any transaction. In addition this publication is prepared as of a particular date and time and will not reflect subsequent changes in the market or changes in any other factors relevant to the determination of whether a particular investment activity is advisable. This publication may include data/information taken from stock exchanges and other sources from around the world and Emirates NBD does not guarantee the sequence, accuracy, completeness, or timeliness provided thereto by unaffiliated third parties. Moreover, the provision of certain data/information in this publication is subject to the terms and conditions of other agreements to which Emirates NBD is a party. Anyone proposing to rely on or use the information contained in this publication should independently verify and check the accuracy, completeness, reliability and suitability of the information and should obtain independent and specific advice from appropriate professionals or experts. Further, references to any financial instrument or investment product are not intended to imply that an actual trading market exists for such instrument or product. The information and opinions contained in Emirates NBD publications are provided for personal use and informational purposes only and are subject to change without notice. The material and information found in this publication are for general circulation only and have not been prepared with any regard to the objectives, financial situation and particular needs of any specific person, wherever situated

Confidentiality

This publication is provided to you upon request on a confidential basis for informational purposes only and is not intended for trading purposes or to be passed on or disclosed to any other person and/or to any jurisdiction that would render the distribution illegal. The investor may not offer any part of this publication for sale or distribute it over any medium including but not limited to over-the-air television or radio broadcast, a computer network or hyperlink framing on the internet without the prior written consent of Emirates NBD or construct a database of any kind.

Solicitation

None of the content in this publication constitutes a solicitation, offer, opinion, or recommendation by Emirates NBD to buy or sell any security, or to provide legal, tax, accounting, or investment advice or services regarding the profitability or suitability of any security or investment and further does not provide any fiduciary or financial advice.

Third party

The security or investment described in this publication may not be eligible for sale or subscription to certain categories of investors. This publication is not intended for use by, or distribution to, any person or entity in any jurisdiction or country where such use or distribution would be contrary to law or regulation. It is the responsibility of any person in possession of this publication to investigate and observe all applicable laws and regulations of the relevant jurisdiction. This publication may not be conveyed to or used by a third party without the express consent of Emirates NBD. The investor may not use the data in this publication in any way to improve the quality of any data sold or contributed to by the investor to any third party.

Liability

Anything to the contrary herein set forth notwithstanding, Emirates NBD, its suppliers, agents, directors, officers, employees, representatives, successors, assigns, affiliates or subsidiaries shall not, directly or indirectly, be liable, in any way, to you or any other person for any: (a) inaccuracies or errors in or omissions from the this publication including, but not limited to, quotes and financial data; or (b) loss or damage arising from the use of this publication, including, but not limited to any investment decision occasioned thereby. Under no circumstances, including but not limited to negligence, shall Emirates NBD, its suppliers, agents, directors, officers, employees, representatives, successors, assigns, affiliates or subsidiaries be liable to you for direct, indirect, incidental, consequential, special, punitive, or exemplary damages even if Emirates NBD has been advised specifically of the possibility of such damages, arising from the use of this publication, including but not limited to, loss of revenue, opportunity, or anticipated profits or lost business. This publication does not provide individually tailored investment advice and is prepared without regard to the individual financial circumstances and objectives of person who receive it. The appropriateness of an investment activity or strategy will depend on the person's individual circumstances and objectives and these activities may not be suitable for all persons. In addition, before entering into any transaction, the risks should be fully understood and a determination made as to whether a transaction is appropriate given the person's investment objectives, financial and operational resources, experiences and other relevant circumstances. The obligations relating to a particular transaction (and contractual relationship) including, without limitation, the nature and extent of their exposure to risk should be known as well as any regulatory requirements and restrictions applicable thereto.

Forward looking

Past performance is not necessarily a guide to future performance and should not be seen as an indication of future performance of any investment activity. The information contained in this publication does not purport to contain all matters relevant to any particular investment or financial instrument and all statements as to future matters are not guaranteed to be accurate. Certain matters in this publication about the future performance of Emirates NBD or members of its group (the Group), including without limitation, future revenues, earnings, strategies, prospects and all other statements that are not purely historical, constitute “forward-looking statements”. Such forward-looking statements are based on current expectations or beliefs, as well as assumptions about future events, made from information currently available. Forward-looking statements often use words such as “anticipate”, “target”, “expect”, “estimate”, “intend”, “plan”, “goal”, “seek”, “believe”, “will”, “may”, “should”, “would”, “could” or other words of similar meaning. Undue reliance should not be placed on any such statements in making an investment decision, as forward-looking statements, by their nature, are subject to known and unknown risks and uncertainties that could cause actual results, as well as the Group's plans and objectives, to differ materially from those expressed or implied in the forward-looking statements. Estimates of future performance are based on assumptions that may not be realized.

DISCLAIMER

Risk

Data included in this publication may rely on models that do not reflect or take into account all potentially significant factors such as market risk, liquidity risk, and credit risk. Emirates NBD may use different models, make valuation adjustments, or use different methodologies when determining prices at which Emirates NBD is willing to trade financial instruments and/or when valuing its own inventory positions for its books and records.

The use of this publication is at the sole risk of the investor and this publication and anything contained herein, is provided "as is" and "as available." Emirates NBD makes no warranty of any kind, express or implied, as to this publication, including, but not limited to, merchantability, non-infringement, title, or fitness for a particular purpose or use.

Investment in financial instruments involves risks and returns may vary. The value of and income from your investments may vary because of changes in interest rates, foreign exchange rates, prices and other factors and there is the possibility that you may lose the principle amount invested. Before making an investment, investors should consult their advisers on the legal, regulatory, tax, business, investment, financial and accounting implications of the investment.

In receiving this publication, the investor acknowledges it is fully aware that there are risks associated with investment activities. Moreover, the responsibility to obtain and carefully read and understand the content of documents relating to any investment activity described in this publication and to seek separate, independent financial advice if required to assess whether a particular investment activity described herein is suitable, lies exclusively with the investor.

Intellectual property

This publication has been developed, compiled, prepared, revised, selected, and arranged by Emirates NBD and others (including certain other information sources) through the application of methods and standards of judgment developed and applied through the expenditure of substantial time, effort, and money and constitutes valuable intellectual property of Emirates NBD and such others.

All present and future rights in and to trade secrets, patents, copyrights, trademarks, service marks, know-how, and other proprietary rights of any type under the laws of any governmental authority, domestic or foreign, shall, as between the investor and Emirates NBD, at all times be and remain the sole and exclusive property of Emirates NBD and/or other lawful parties. Except as specifically permitted in writing, the investor may not copy or make any use of the content of this publication or any portion thereof. Except as specifically permitted in writing, the investor shall not use the intellectual property rights connected with this publication, or the names of any individual participant in, or contributor to, the content of this publication, or any variations or derivatives thereof, for any purpose.

This publication is intended solely for non-commercial use and benefit, and not for resale or other transfer or disposition to, or use by or for the benefit of, any other person or entity. By accepting this publication, the investor agrees not to use, transfer, distribute, copy, reproduce, publish, display, modify, create, or dispose of any information contained in this publication in any manner that could compete with the business interests of Emirates NBD. Furthermore, the investor may not use any of the trademarks, trade names, service marks, copyrights, or logos of Emirates NBD or its subsidiaries in any manner which creates the impression that such items belong to or are associated with the investor or, except as otherwise provided with Emirates NBD, prior written consent. The investor has no ownership rights in and to any of such items.

Emirates NBD (P.J.S.C.) is licensed and regulated by the Securities & Commodities Authority and subject to regulation, supervision and control of the Authority. Head Office: Baniyas Road, Deira, PO Box 777, Dubai, UAE

United Kingdom

This publication was prepared by Emirates NBD Bank PJSC in the United Arab Emirates. It has been issued and approved for distribution to clients by the London branch of Emirates NBD Bank PJSC which is authorized by the Prudential Regulation Authority and regulated by the Financial Conduct Authority (FCA) and the Prudential Regulation Authority in the UK. Some investments and services are not available to clients of the London Branch. Any services provided by Emirates NBD Bank PJSC outside the UK will not be regulated by the FCA and you will not receive all the protections afforded to retail customers under the FCA regime, such as the Financial Ombudsman Service and the Financial Services Compensation Scheme. Changes in foreign exchange rates may affect any of the returns or income set out within this publication.

Singapore

This publication was prepared by Emirates NBD Bank PJSC in the United Arab Emirates. It has been issued and approved for distribution to clients by the Singapore branch of Emirates NBD Bank PJSC which is licensed by the Monetary Authority of Singapore (MAS) and subject to applicable laws (including the Financial Advisers Act (FAA) and the Securities and Futures Act (SFA)). Any services provided by Emirates NBD Bank PJSC outside Singapore will not be regulated by the MAS or subject to the provisions of the FAA and/or SFA, and you will not receive all the protections afforded to retail customers under the FAA and/or SFA. Changes in foreign exchange rates may affect any of the returns or income set out within this publication. Please contact your Relationship Manager for further details or for clarification of the contents, where appropriate.

For contact information, please visit www.emiratesnbd.com