



The prompt come-back of Goldilocks

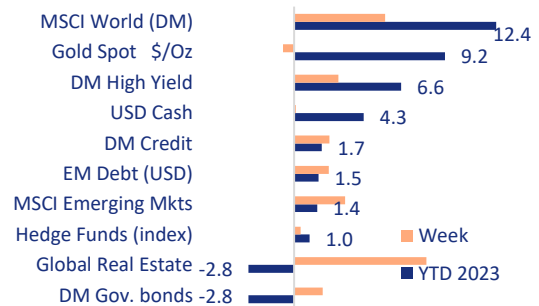
- Just as we were highlighting excessive pessimism, the FOMC triggered a melt-up rally of everything
- No hike, dovish comments, signs of weakness in the US job market propelled stocks and bonds higher
- This was in line with our scenario and positioning, but cyclical questions for 2024 should be the next concern

We had to start with this: the title of our previous weekly publication, released last Monday in highly volatile markets, was about the risk of excessive pessimism. Here we are, a week later, with a clear melt-up rally of pretty much everything except gold slightly down. Stocks literally jumped 5% in developed markets and 3% in emerging ones, while all segments of fixed income added between +1 and +2%, all clearly in the shadow of the 8% gain of global listed real estate. Did we anticipate what has so far been the strongest weekly returns of 2023? Certainly not. But what we knew for sure, was that between behavioral factors such as sentiment, positioning, levels of implied volatility, some inconsistencies in cross-asset signals and even, to some extent, pockets of undervaluation starting to appear in some segments, markets were not ready for good news.

But was it really good news? For the short-term, the idea that the Fed is done with hiking definitely is. The central bank held rates unchanged in November, and the tone of the press conference clearly indicated that hikes could be over. And this was before seeing some weakness in US leading indicators, and most importantly, a much lower than expected number of job creations there in October. US growth is just slowing enough to give comfort to the Fed: goldilocks, reloaded.

Of course, this may not be great news for the medium term. The recession risk is only positive for markets when the dominating narrative is about timing the end of hikes in interest rates, and the outcome is an instant rally only when behavioral factors are in excessive pessimism territory. This is not the case anymore, which is why, along with our close to neutral allocation to equities, we overweight cash as well as the safest bonds, while being cautious on the riskiest ones.

ASSET CLASSES USD % TOT.RETURN, YTD 2023 & LAST WEEK



MAURICE GRAVIER
Chief Investment Officer
MauriceG@EmiratesNBD.com

ANITA GUPTA
Head of Equity Strategy
AnitaG@EmiratesNBD.com

GIORGIO BORELLI
Head of Asset Allocation
GiorgioB@EmiratesNBD.com

SATYAJIT SINGH, CFA
Head of Fixed Income Strategy
SatyajitSI@EmiratesNBD.com

Cross-asset Update

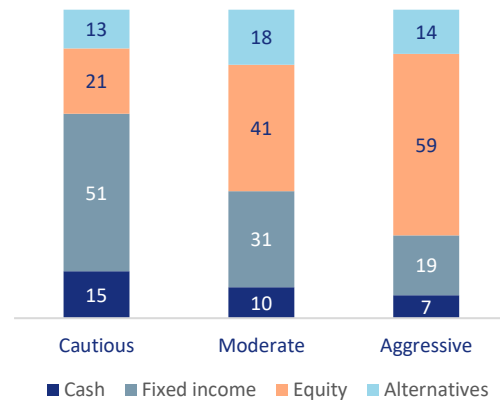
While investor focus for the week was most likely on the Fed meeting or the jobs report, we hold the view that the most significant event was the Quarterly Refunding Announcement, whereby the Treasury communicated its plan for how to fund the budget deficit for Q1 next year. As per the release the amount of longer-dated Treasuries was substantially reduced versus initial communications, to increase the share of T-bills to 58% of the funding need. This is no technicality, as it impacts market liquidity and even the fight against inflation. The shift in supply in favor of shorter-dated bonds was driven by the lack of demand at the longer-end of the curve, given projections of 6-8% budget deficits for years to come. A more prudent though painful course of action would have been to cut expenses, raise taxes, or allow 10-, 20- and 30-year yields to rise by increasing issuance, going at the same time in the direction of fighting inflation.

Yet, there is no free lunch, even for the Washington administration. Shorter-dated debt is like cash with some interest attached, hence it increases both the purchasing power of economic agents and market liquidity, running against the Fed's attempts to tame price pressures. And given the reduced supply of Treasuries longer-dated yields tanked after the announcement, further loosening up financial conditions. Hence, the 'higher for longer' mantra will not be adhered to as strictly as advertised by chair Powell, that comes alongside the risk of economic activity remaining resilient and inflation reawakening. Under this scenario the Fed would not be done tightening despite 2024 being an election year, so at some point yields at the longer end would be rising again.

Gold rebounded hard recently, possibly pointing to the dynamic of financial conditions easing temporarily, and equities started to respond as well, in particular in the longer-duration technology sector. For the same reason upside pressure on the US dollar eased.

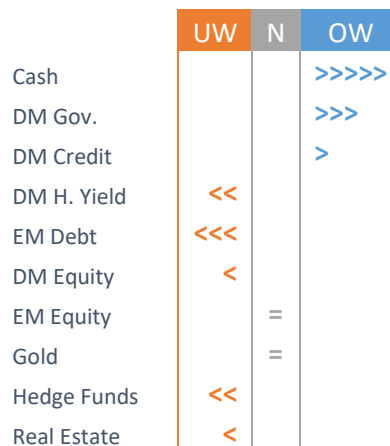
It is anyway hard to see how the current rebound could be sustainable. Technicals are favourable in view of depressed market breadth, yet valuations remain challenging and eventually inflation reawakening and yields rising once more would be self-defeating. This is a muddle-through scenario, whereby opposing forces keep markets in a range, though little is likely to happen that is benefitting portfolios. So, exposure within asset classes becomes more relevant than to exposure to asset classes. A general bias towards quality should ensure that portfolio volatility is minimised at times of growing uncertainty.

TACTICAL ASSET ALLOCATION: SIMPLIFIED POSITIONING

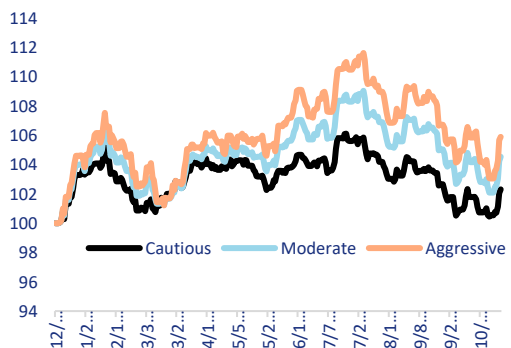


TAA – RELATIVE POSITIONING – MODERATE PROFILE

UW/N/OW: Underweight/Neutral/Overweight



TAA – 2023 INDICATIVE PERFORMANCE



Source: Bloomberg. CIO Office calculation based on TAA applied to market indices, net total return in USD.

Fixed Income Update

Last week, three key central banks acted as expected. However, the week ended up being a pivotal one for the markets. Goldilocks macro releases, including weaker-than-expected NFP data, cautious treasury refunding announcement, and a patient Fed, led to a rally in both bonds and stocks. The action in the US Treasury yield curve was spectacular. In the space of three trading days, starting Wednesday, there was a significant bull-flattening. Yields upwards of 5 years dropped by more than 30 bps. Notably, the 10-year fell below 4.5% intraday on Friday, and the 2-year trades at 4.85%. Following last week's rally, yields may retrace somewhat higher again, but higher-quality credits should be supported.

Swap levels indicate the first rate cut in June 2024, and 4 rate cuts are priced in next year. Only time will tell if this enthusiasm is warranted. Markets have been wrong time and again during this rate hike cycle. Running ahead of the Fed could be self-defeating. If the financial conditions ease faster than anticipated while the US economy remains strong, the Fed will push back. Moreover, the lower increase in coupon notes issuance by the treasury has driven the rally in the US treasuries that defeats the Fed's assumptions that long-term yields remain higher for longer. This may force the Fed to act even in an election year. We would be cautious of increasing duration. It is better to nibble at than gobble up duration.

Riskier segments of the Fixed Income had a brilliant week due to spread compression. High Yield was the best-performing asset class with a 2.5% weekly return, followed by Investment Grade, returning 2.1%. All the segment spreads are currently trading around YTD median levels. Credit conditions are not the best, but the fiscal policy overpowers the monetary policy and keeps a lid on the spreads. Default activity increased in October, registering the highest number of defaults in 3 years.

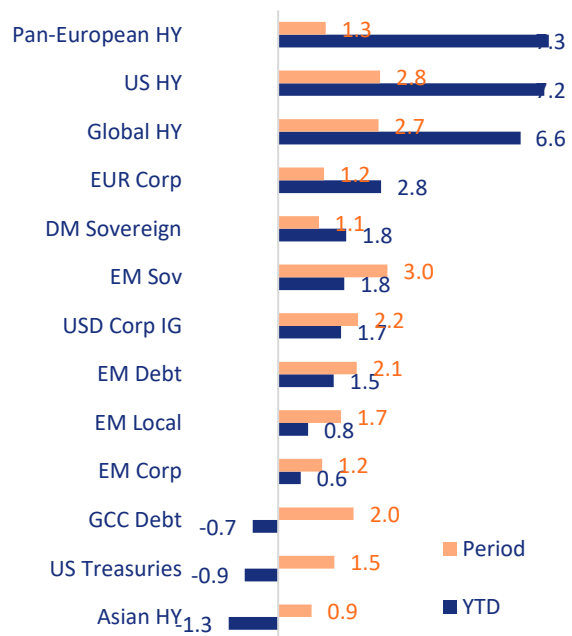
Most HG demand is yield-driven, not spread-driven, and thus, this is a negative. The result of lower yields is also higher issuance in the near term. Earnings season is nearly complete for HG companies, and results are good enough. According to JPM, this translates into rating trends where upgrades continue to occur at a 4:1 pace versus downgrades this year within HG. Last week saw the largest rising star ever, with Ford's \$41bn of debt swiftly moving into IG from HY indices this past month-end. Moreover, the proportion of BBB- debt in the HG market is now at an 11-year low at just 11%, implying a significant downside cushion from a rating perspective should the economic expansion finally start to slow, as the Fed this past week argued it should. This bodes well for spreads heading into year-end.

Primary issuance markets, as expected, have opened up this week. There are expectations of more than \$40bn IG bond sales. Even in the GCC, we have seen Mubadala declaring a mandate for its inaugural 5-year AED bond. This will be the first 5-year AED bond by any corporation from the UAE and will be the longest-maturity AED bond. ADIB has also issued a mandate for selling 5-year senior Sukuk.

FIXED INCOME KEY CONVICTIONS

DEVELOPED MARKETS	
OW Quality corporates	
OW Government Bonds	
UW High Yield	
EMERGING MARKETS	
Overall UW EM Debt	
Favor quality and selectivity	
OW Selectively Asia,	

FIXED INCOME SUB ASSET CLASS RETURNS (YTD, LAST WEEK)



Source: Bloomberg

Equity Update

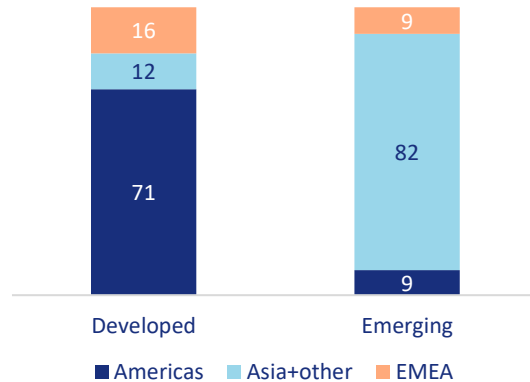
Global equities closed +5% last week, as the upward pressures on interest rates showed signs of abating. The S&P 500 ended the week 5.9% higher and the Nasdaq 6.6%. Support from central banks as the Fed kept its policy rate steady, while the US Treasury Department indicated that it intends to slow the pace of longer-dated debt issuance in coming months. US Treasury yields have the 10-year at 4.59% and a respite from the earlier 5% level which had spooked equity markets in October. European equities also up last week, though less, +3.4% with inflation easing to its slowest pace of growth in over two years. The VIX lower at 15 from a high of 22 mid-October. Year to date, DM equities are up 12.4% with the US leading returns +15%, the Nasdaq is +30% YTD. and the Eurozone and Japan in USD terms, positive but lower returns. EM equities are close to flat +1.4%, the Dubai Index leads, followed by LATAM, then India. China markets remain volatile and negative YTD, with sizable stimulus still on the horizon.

The month of October was negative for all asset classes except for gold and money markets. Global equities fell -3%, a broad sell off, with no region in the green. The global tech sector fell just 1% in Oct, with higher yields no longer a boogey man. The selloff in October for DM equities can be attributed to higher interest rates seen for longer, raising the cost of borrowing for companies. EM equities were a little worse off in October -3.9%, with a stronger USD and China underperformance weighing on returns. Geopolitical issues have been dominating markets as well as the effect of higher oil prices on inflation and the subsequent rection expected from DM central banks. Now, the risk-averse environment is abating with developed market sovereign yields seen to be range bound.

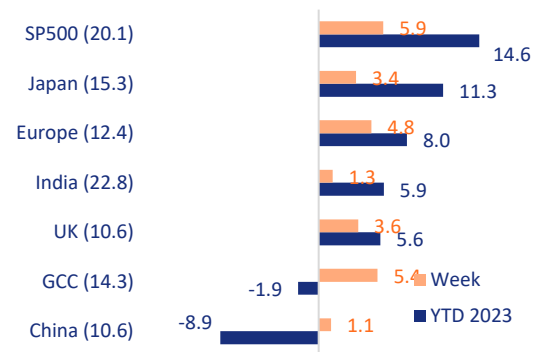
To date, 81% of the companies in the S&P 500 have reported earnings for the 3Q and the blended (y/y) earnings growth rate is 3.7%. Margins are resilient and consensus expectations are for CY 2023, earnings growth 0.6 % and revenue growth 2.4% and for CY 2024, earnings growth of 11.9 %; revenue growth 5.5%. Mixed signals for equities which have in the first ten months of 2023 risen largely on the performance of the magnificent tech 7 (+90% YTD, even after the October slide) and their AI growth opportunity. Microsoft, Nvidia, Apple, Amazon, Meta, Tesla and Alphabet, make up more than 25% of the S&P 500's market cap, so their outlook matters. These are among the world's most remarkable companies with earnings growth records that can sustain high valuations. All except Nvidia have reported Q3 earnings. Nvidia's AI oriented earnings growth has more potential. Tesla however, is under challenge from China EV makers and Toyota but its Cyber truck holds promise. Meta could gain from cost cutting and Microsoft from its cloud business. Apple though revenues are stagnating has services gaining traction. Alphabet could continue to see growth potential in search and YouTube. So not another 90% but 10- 20% upside next couple of years could continue.

We recommend being patient: Our positioning is close to neutral in equities with a tactical overweight to the US in developed markets and India in the emerging markets and a quality focus. Stay invested as per the recommended asset allocation for the best risk adjusted returns.

EQUITY RECOMMENDED REGIONAL POSITIONING

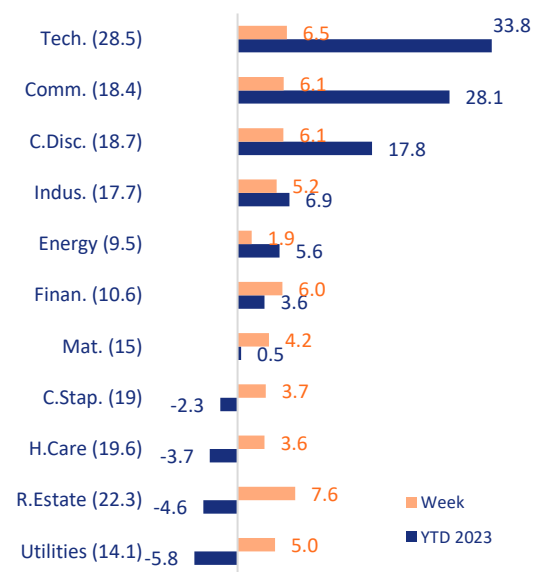


MAJOR INDICES PERFORMANCE (TR, US\$) AND 2023PE



Source: Bloomberg consensus. MSCI Indices unless specified.

GLOBAL SECTOR PERFORMANCE (TR, US\$) AND 2023PE



Source: Bloomberg consensus. MSCI All Country World sectors US\$.

DISCLAIMER

Reliance

Emirates NBD Bank PJSC ("Emirates NBD") uses reasonable efforts to obtain information from sources which it believes to be reliable, however, Emirates NBD makes no representation that the information or opinions contained in this publication are accurate, reliable or complete and should not be relied on as such or acted upon without further verification. Opinions, estimates and expressions of judgment are those of the writer and are subject to change without notice. Emirates NBD accepts no responsibility whatsoever for any loss or damage caused by any act or omission taken as a result of the information contained in this publication. Data/information provided herein are intended to serve for illustrative purposes and are not designed to initiate or conclude any transaction. In addition this publication is prepared as of a particular date and time and will not reflect subsequent changes in the market or changes in any other factors relevant to the determination of whether a particular investment activity is advisable. This publication may include data/information taken from stock exchanges and other sources from around the world and Emirates NBD does not guarantee the sequence, accuracy, completeness, or timeliness provided thereto by unaffiliated third parties. Moreover, the provision of certain data/information in this publication is subject to the terms and conditions of other agreements to which Emirates NBD is a party. Anyone proposing to rely on or use the information contained in this publication should independently verify and check the accuracy, completeness, reliability and suitability of the information and should obtain independent and specific advice from appropriate professionals or experts. Further, references to any financial instrument or investment product are not intended to imply that an actual trading market exists for such instrument or product. The information and opinions contained in Emirates NBD publications are provided for personal use and informational purposes only and are subject to change without notice. The material and information found in this publication are for general circulation only and have not been prepared with any regard to the objectives, financial situation and particular needs of any specific person, wherever situated

Confidentiality

This publication is provided to you upon request on a confidential basis for informational purposes only and is not intended for trading purposes or to be passed on or disclosed to any other person and/or to any jurisdiction that would render the distribution illegal. The investor may not offer any part of this publication for sale or distribute it over any medium including but not limited to over-the-air television or radio broadcast, a computer network or hyperlink framing on the internet without the prior written consent of Emirates NBD or construct a database of any kind.

Solicitation

None of the content in this publication constitutes a solicitation, offer, opinion, or recommendation by Emirates NBD to buy or sell any security, or to provide legal, tax, accounting, or investment advice or services regarding the profitability or suitability of any security or investment and further does not provide any fiduciary or financial advice.

Third party

The security or investment described in this publication may not be eligible for sale or subscription to certain categories of investors. This publication is not intended for use by, or distribution to, any person or entity in any jurisdiction or country where such use or distribution would be contrary to law or regulation. It is the responsibility of any person in possession of this publication to investigate and observe all applicable laws and regulations of the relevant jurisdiction. This publication may not be conveyed to or used by a third party without the express consent of Emirates NBD. The investor may not use the data in this publication in any way to improve the quality of any data sold or contributed to by the investor to any third party.

Liability

Anything to the contrary herein set forth notwithstanding, Emirates NBD, its suppliers, agents, directors, officers, employees, representatives, successors, assigns, affiliates or subsidiaries shall not, directly or indirectly, be liable, in any way, to you or any other person for any: (a) inaccuracies or errors in or omissions from the this publication including, but not limited to, quotes and financial data; or (b) loss or damage arising from the use of this publication, including, but not limited to any investment decision occasioned thereby. Under no circumstances, including but not limited to negligence, shall Emirates NBD, its suppliers, agents, directors, officers, employees, representatives, successors, assigns, affiliates or subsidiaries be liable to you for direct, indirect, incidental, consequential, special, punitive, or exemplary damages even if Emirates NBD has been advised specifically of the possibility of such damages, arising from the use of this publication, including but not limited to, loss of revenue, opportunity, or anticipated profits or lost business. This publication does not provide individually tailored investment advice and is prepared without regard to the individual financial circumstances and objectives of person who receive it. The appropriateness of an investment activity or strategy will depend on the person's individual circumstances and objectives and these activities may not be suitable for all persons. In addition, before entering into any transaction, the risks should be fully understood and a determination made as to whether a transaction is appropriate given the person's investment objectives, financial and operational resources, experiences and other relevant circumstances. The obligations relating to a particular transaction (and contractual relationship) including, without limitation, the nature and extent of their exposure to risk should be known as well as any regulatory requirements and restrictions applicable thereto.

Forward looking

Past performance is not necessarily a guide to future performance and should not be seen as an indication of future performance of any investment activity. The information contained in this publication does not purport to contain all matters relevant to any particular investment or financial instrument and all statements as to future matters are not guaranteed to be accurate. Certain matters in this publication about the future performance of Emirates NBD or members of its group (the Group), including without limitation, future revenues, earnings, strategies, prospects and all other statements that are not purely historical, constitute "forward-looking statements". Such forward-looking statements are based on current expectations or beliefs, as well as assumptions about future events, made from information currently available. Forward-looking statements often use words such as "anticipate", "target", "expect", "estimate", "intend", "plan", "goal", "seek", "believe", "will", "may", "should", "would", "could" or other words of similar meaning. Undue reliance should not be placed on any such statements in making an investment decision, as forward-looking statements, by their nature, are subject to known and unknown risks and uncertainties that could cause actual results, as well as the Group's plans and objectives, to differ materially from those expressed or implied in the forward-looking statements. Estimates of future performance are based on assumptions that may not be realized.

DISCLAIMER

Risk

Data included in this publication may rely on models that do not reflect or take into account all potentially significant factors such as market risk, liquidity risk, and credit risk. Emirates NBD may use different models, make valuation adjustments, or use different methodologies when determining prices at which Emirates NBD is willing to trade financial instruments and/or when valuing its own inventory positions for its books and records.

The use of this publication is at the sole risk of the investor and this publication and anything contained herein, is provided "as is" and "as available." Emirates NBD makes no warranty of any kind, express or implied, as to this publication, including, but not limited to, merchantability, non-infringement, title, or fitness for a particular purpose or use.

Investment in financial instruments involves risks and returns may vary. The value of and income from your investments may vary because of changes in interest rates, foreign exchange rates, prices and other factors and there is the possibility that you may lose the principle amount invested. Before making an investment, investors should consult their advisers on the legal, regulatory, tax, business, investment, financial and accounting implications of the investment.

In receiving this publication, the investor acknowledges it is fully aware that there are risks associated with investment activities. Moreover, the responsibility to obtain and carefully read and understand the content of documents relating to any investment activity described in this publication and to seek separate, independent financial advice if required to assess whether a particular investment activity described herein is suitable, lies exclusively with the investor.

Intellectual property

This publication has been developed, compiled, prepared, revised, selected, and arranged by Emirates NBD and others (including certain other information sources) through the application of methods and standards of judgment developed and applied through the expenditure of substantial time, effort, and money and constitutes valuable intellectual property of Emirates NBD and such others.

All present and future rights in and to trade secrets, patents, copyrights, trademarks, service marks, know-how, and other proprietary rights of any type under the laws of any governmental authority, domestic or foreign, shall, as between the investor and Emirates NBD, at all times be and remain the sole and exclusive property of Emirates NBD and/or other lawful parties. Except as specifically permitted in writing, the investor may not copy or make any use of the content of this publication or any portion thereof. Except as specifically permitted in writing, the investor shall not use the intellectual property rights connected with this publication, or the names of any individual participant in, or contributor to, the content of this publication, or any variations or derivatives thereof, for any purpose.

This publication is intended solely for non-commercial use and benefit, and not for resale or other transfer or disposition to, or use by or for the benefit of, any other person or entity. By accepting this publication, the investor agrees not to use, transfer, distribute, copy, reproduce, publish, display, modify, create, or dispose of any information contained in this publication in any manner that could compete with the business interests of Emirates NBD. Furthermore, the investor may not use any of the trademarks, trade names, service marks, copyrights, or logos of Emirates NBD or its subsidiaries in any manner which creates the impression that such items belong to or are associated with the investor or, except as otherwise provided with Emirates NBD, prior written consent. The investor has no ownership rights in and to any of such items.

Emirates NBD (P.J.S.C.) is licensed and regulated by the Securities & Commodities Authority and subject to regulation, supervision, and control of the Authority. Head Office: Baniyas Road, Deira, PO Box 777, Dubai, UAE

United Kingdom

This publication was prepared by Emirates NBD Bank PJSC in the United Arab Emirates. It has been issued and approved for distribution to clients by the London branch of Emirates NBD Bank PJSC which is authorized by the Prudential Regulation Authority and regulated by the Financial Conduct Authority (FCA) and the Prudential Regulation Authority in the UK. Some investments and services are not available to clients of the London Branch. Any services provided by Emirates NBD Bank PJSC outside the UK will not be regulated by the FCA and you will not receive all the protections afforded to retail customers under the FCA regime, such as the Financial Ombudsman Service and the Financial Services Compensation Scheme. Changes in foreign exchange rates may affect any of the returns or income set out within this publication.

Singapore

This publication was prepared by Emirates NBD Bank PJSC in the United Arab Emirates. It has been issued and approved for distribution to clients by the Singapore branch of Emirates NBD Bank PJSC which is licensed by the Monetary Authority of Singapore (MAS) and subject to applicable laws (including the Financial Advisers Act (FAA) and the Securities and Futures Act (SFA)). Any services provided by Emirates NBD Bank PJSC outside Singapore will not be regulated by the MAS or subject to the provisions of the FAA and/or SFA, and you will not receive all the protections afforded to retail customers under the FAA and/or SFA. Changes in foreign exchange rates may affect any of the returns or income set out within this publication. Please contact your Relationship Manager for further details or for clarification of the contents, where appropriate.

For contact information, please visit www.emiratesnbd.com